


# *State of Maine* **Wildlife & Motor Vehicle Collisions**

**2019-2023**



**MaineDOT**

*Prepared by:*

Maine Department of Transportation  
Office of Safety & Mobility Crash Records Section  
16 State House Station  
Augusta, Maine 04333-0016



STATE OF MAINE  
HIGHWAY ANIMAL CRASHES  
2019 - 2023

I. PREFACE ..... i

II. ANIMAL CRASHES TABLES AND CHARTS 2019-2023

**Crashes Summarized by:**

Animal Type ..... 1  
County ..... 2  
Severity ..... 3  
Moose Crashes by County ..... 4-5  
Deer Crashes by County ..... 6-7  
Bear Crashes by County ..... 8-9  
All Other Animal Crashes by County ..... 10-11  
Turkey Crashes by County ..... 12-13

**Crashes Summarized by:**

Total & Percentages of Each Animal Type ..... 14  
Estimated Economic Loss ..... 15  
Animal Type Injury/Fatal Comparison ..... 16  
Animal Type Injury/Fatal Location Heat Maps..... 17-18  
Age Group of Driver ..... 19  
Vehicle Type ..... 20-21  
Month ..... 22  
Day of Week ..... 23  
Time of Day ..... 24-25  
Light Conditions ..... 26  
Weather Conditions ..... 27



# STATE OF MAINE

## HIGHWAY ANIMAL CRASHES

### 2019 - 2023

#### Preface

This publication is a statistical review of reported motor vehicle highway crashes that involved animals in Maine during the five-year study period 2019 - 2023. The statistics are compiled from crash reports submitted to the Department of Transportation by the Traffic Division, Department of Public Safety. The Traffic Division receives all police uniform crash reports Form 13:20 A, from state, county and local police agencies.

The enclosed charts, graphs, listings and summaries were produced using the Department of Transportation's Computerized Crash Records System. Fatalities data was provided by the Department of Public Safety. Except for adjustments to locations and crash-type information for accuracy, no attempt has been made to modify the raw data received from the reporting agencies. However, because crash scenes are often dangerous and chaotic, some inaccuracies in data collection are possible.

A comparison of this report with other summaries of crashes and fatalities may also reveal inconsistencies due to changes in crash classification, late submittals, and differing reporting criteria. Fatalities data is provided by the Department of Public Safety and does not include deaths that were later determined to be of natural causes.

The Department of Transportation and the Department of Public Safety wish to express our sincere thank you to all law enforcement agencies and officers for the work they do on crash investigations. Without their dedication, this report would not be possible.

A link to this publication can be found on the maine.gov website at:

[maine.gov/mdot/safety/crash-data/](https://maine.gov/mdot/safety/crash-data/)

We welcome your comments and suggestions on this report at:

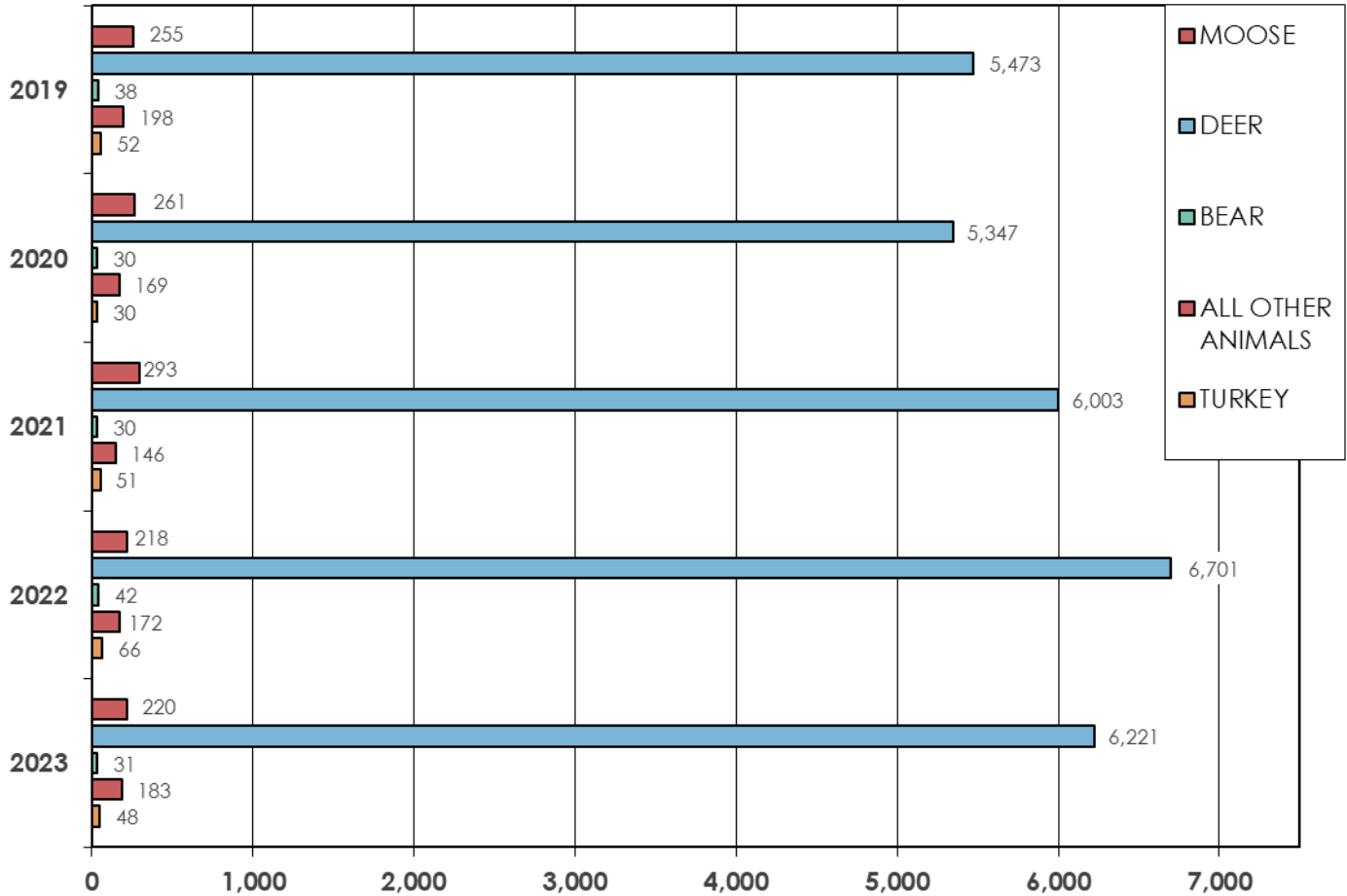
Maine Department of Transportation  
Office of Safety & Mobility  
Crash Records Section  
16 State House Station  
Augusta, ME 04333-0016  
Tel: 207-624-3616





# MAINE HIGHWAY ANIMAL CRASHES BY TYPE

## 2019 - 2023



ANIMAL TYPE	2019	2020	2021	2022	2023	FIVE YEAR TOTAL
<b>MOOSE</b>	255	261	293	218	220	<b>1,247</b>
<b>DEER</b>	5,473	5,347	6,003	6,701	6,221	<b>29,745</b>
<b>BEAR</b>	38	30	30	42	31	<b>171</b>
<b>ALL OTHER ANIMALS</b>	198	169	146	172	183	<b>868</b>
<b>TURKEY</b>	52	30	51	66	48	<b>247</b>
<b>TOTAL</b>	<b>6,016</b>	<b>5,837</b>	<b>6,523</b>	<b>7,199</b>	<b>6,703</b>	<b>32,278</b>



# MAINE HIGHWAY ANIMAL CRASHES BY COUNTY 2019 - 2023

<b>MOOSE</b>	2019	2020	2021	2022	2023	TOTAL
ANDROSCOGGIN	1	3	3	1	1	9
AROOSTOOK	115	114	121	106	110	566
CUMBERLAND	3	0	5	3	4	15
FRANKLIN	17	20	20	10	12	79
HANCOCK	6	7	3	3	1	20
KENNEBEC	5	7	6	1	4	23
KNOX	0	0	0	0	2	2
LINCOLN	0	0	1	1	0	2
OXFORD	18	3	15	16	16	68
PENOBSCOT	42	56	58	43	35	234
PISCATAQUIS	5	12	10	7	8	42
SAGADAHOC	1	0	1	0	0	2
SOMERSET	18	20	27	12	18	95
WALDO	0	2	1	1	0	4
WASHINGTON	22	16	19	14	8	79
YORK	2	1	3	0	1	7
<b>TOTAL</b>	<b>255</b>	<b>261</b>	<b>293</b>	<b>218</b>	<b>220</b>	<b>1,247</b>

<b>DEER</b>	2019	2020	2021	2022	2023	TOTAL
ANDROSCOGGIN	290	261	307	374	370	1,602
AROOSTOOK	248	199	201	272	261	1,181
CUMBERLAND	728	640	803	920	872	3,963
FRANKLIN	232	213	201	278	276	1,200
HANCOCK	422	476	564	577	463	2,502
KENNEBEC	585	590	656	762	707	3,300
KNOX	153	171	188	156	114	782
LINCOLN	154	149	205	219	177	904
OXFORD	275	209	269	348	330	1,431
PENOBSCOT	692	732	809	799	781	3,813
PISCATAQUIS	130	129	88	119	133	599
SAGADAHOC	115	157	160	161	151	744
SOMERSET	422	408	378	471	461	2,140
WALDO	302	275	327	339	309	1,552
WASHINGTON	211	240	206	214	126	997
YORK	514	498	641	692	690	3,035
<b>TOTAL</b>	<b>5,473</b>	<b>5,347</b>	<b>6,003</b>	<b>6,701</b>	<b>6,221</b>	<b>29,745</b>

<b>BEAR</b>	2019	2020	2021	2022	2023	TOTAL
ANDROSCOGGIN	0	0	0	0	0	0
AROOSTOOK	11	8	7	9	11	46
CUMBERLAND	0	1	0	3	0	4
FRANKLIN	2	1	2	0	1	6
HANCOCK	4	1	2	2	2	11
KENNEBEC	1	0	0	1	0	2
KNOX	0	0	0	0	0	0
LINCOLN	0	0	0	0	0	0
OXFORD	5	3	3	1	1	13
PENOBSCOT	11	7	11	22	13	64
PISCATAQUIS	0	0	1	0	1	2
SAGADAHOC	0	0	0	0	0	0
SOMERSET	1	0	0	1	2	4
WALDO	1	0	0	0	0	1
WASHINGTON	1	4	4	1	0	10
YORK	1	5	0	2	0	8
<b>TOTAL</b>	<b>38</b>	<b>30</b>	<b>30</b>	<b>42</b>	<b>31</b>	<b>171</b>

<b>ALL OTHER ANIMALS</b>	2019	2020	2021	2022	2023	TOTAL
ANDROSCOGGIN	10	5	7	5	11	38
AROOSTOOK	11	11	7	16	19	64
CUMBERLAND	26	23	13	23	25	110
FRANKLIN	4	7	3	9	2	25
HANCOCK	8	13	11	7	3	42
KENNEBEC	19	20	19	26	28	112
KNOX	6	2	6	6	3	23
LINCOLN	7	5	4	0	7	23
OXFORD	9	9	10	7	7	42
PENOBSCOT	31	27	23	28	32	141
PISCATAQUIS	7	3	2	4	2	18
SAGADAHOC	10	6	5	4	8	33
SOMERSET	14	9	15	7	10	55
WALDO	7	7	9	9	5	37
WASHINGTON	4	6	2	2	5	19
YORK	25	16	10	19	16	86
<b>TOTAL</b>	<b>198</b>	<b>169</b>	<b>146</b>	<b>172</b>	<b>183</b>	<b>868</b>

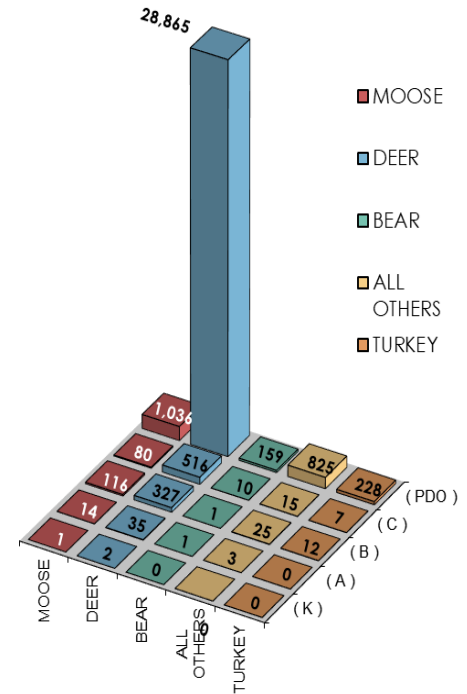
<b>TURKEY</b>	2019	2020	2021	2022	2023	TOTAL
ANDROSCOGGIN	2	0	3	4	3	12
AROOSTOOK	0	4	6	4	3	17
CUMBERLAND	7	3	8	11	2	31
FRANKLIN	0	0	1	2	2	5
HANCOCK	1	0	3	3	2	9
KENNEBEC	10	7	9	8	10	44
KNOX	0	1	2	1	1	5
LINCOLN	3	0	0	3	1	7
OXFORD	1	1	0	0	3	5
PENOBSCOT	7	6	6	14	6	39
PISCATAQUIS	1	0	0	1	0	2
SAGADAHOC	2	0	1	3	1	7
SOMERSET	6	0	4	3	2	15
WALDO	2	1	2	2	5	12
WASHINGTON	2	1	1	4	0	8
YORK	8	6	5	3	7	29
<b>TOTAL</b>	<b>52</b>	<b>30</b>	<b>51</b>	<b>66</b>	<b>48</b>	<b>247</b>





# MAINE HIGHWAY ANIMAL CRASHES BY SEVERITY

<u>MOOSE</u>	FATAL CRASHES (K)	SERIOUS INJURY CRASHES (A)	MINOR INJURY CRASHES (B)	POSSIBLE INJURY CRASHES (C)	PROPERTY DAMAGE CRASHES (PDO)	TOTALS
2019	0	2	20	21	212	<b>255</b>
2020	1	4	25	16	215	<b>261</b>
2021	0	3	31	19	240	<b>293</b>
2022	0	3	27	14	174	<b>218</b>
2023	0	2	13	10	195	<b>220</b>
<b>TOTAL</b>	<b>1</b>	<b>14</b>	<b>116</b>	<b>80</b>	<b>1,036</b>	<b>1,247</b>
<b>PERCENT</b>	<b>0.08%</b>	<b>PERCENT INJURY CRASHES = 16.84%</b>			<b>83.08%</b>	<b>100.00%</b>
<u>DEER</u>	FATAL CRASHES (K)	SERIOUS INJURY CRASHES (A)	MINOR INJURY CRASHES (B)	POSSIBLE INJURY CRASHES (C)	PROPERTY DAMAGE CRASHES (PDO)	TOTALS
2019	0	6	48	93	5,326	<b>5,473</b>
2020	2	5	42	84	5,214	<b>5,347</b>
2021	0	6	75	115	5,807	<b>6,003</b>
2022	0	11	73	124	6,493	<b>6,701</b>
2023	0	7	89	100	6,025	<b>6,221</b>
<b>TOTAL</b>	<b>2</b>	<b>35</b>	<b>327</b>	<b>516</b>	<b>28,865</b>	<b>29,745</b>
<b>PERCENT</b>	<b>0.01%</b>	<b>PERCENT INJURY CRASHES = 2.95%</b>			<b>97.04%</b>	<b>100.00%</b>
<u>BEAR</u>	FATAL CRASHES (K)	SERIOUS INJURY CRASHES (A)	MINOR INJURY CRASHES (B)	POSSIBLE INJURY CRASHES (C)	PROPERTY DAMAGE CRASHES (PDO)	TOTALS
2019	0	0	1	3	34	<b>38</b>
2020	0	0	0	1	29	<b>30</b>
2021	0	1	0	0	29	<b>30</b>
2022	0	0	0	3	39	<b>42</b>
2023	0	0	0	3	28	<b>31</b>
<b>TOTAL</b>	<b>0</b>	<b>1</b>	<b>1</b>	<b>10</b>	<b>159</b>	<b>171</b>
<b>PERCENT</b>	<b>0.00%</b>	<b>PERCENT INJURY CRASHES = 7.02%</b>			<b>92.98%</b>	<b>100.00%</b>
<u>ALL OTHER ANIMALS</u>	FATAL CRASHES (K)	SERIOUS INJURY CRASHES (A)	MINOR INJURY CRASHES (B)	POSSIBLE INJURY CRASHES (C)	PROPERTY DAMAGE CRASHES (PDO)	TOTALS
2019	0	2	4	4	188	<b>198</b>
2020	0	0	3	1	165	<b>169</b>
2021	0	0	5	5	136	<b>146</b>
2022	0	1	8	2	161	<b>172</b>
2023	0	0	5	3	175	<b>183</b>
<b>TOTAL</b>	<b>0</b>	<b>3</b>	<b>25</b>	<b>15</b>	<b>825</b>	<b>868</b>
<b>PERCENT</b>	<b>0.00%</b>	<b>PERCENT INJURY CRASHES = 4.95%</b>			<b>95.05%</b>	<b>100.00%</b>
<u>TURKEY</u>	FATAL CRASHES (K)	SERIOUS INJURY CRASHES (A)	MINOR INJURY CRASHES (B)	POSSIBLE INJURY CRASHES (C)	PROPERTY DAMAGE CRASHES (PDO)	TOTALS
2019	0	0	2	2	48	<b>52</b>
2020	0	0	3	0	27	<b>30</b>
2021	0	0	3	1	47	<b>51</b>
2022	0	0	2	4	60	<b>66</b>
2023	0	0	2	0	46	<b>48</b>
<b>TOTAL</b>	<b>0</b>	<b>0</b>	<b>12</b>	<b>7</b>	<b>228</b>	<b>247</b>
<b>PERCENT</b>	<b>0.00%</b>	<b>PERCENT INJURY CRASHES = 7.69%</b>			<b>92.31%</b>	<b>100.00%</b>



**(K) = Fatal Injury Crash.** A crash where the highest level of injury to any person is a fatal injury that results in death.

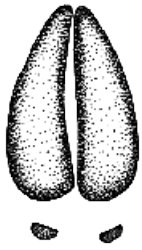
**(A) = Serious Injury Crash.** A crash where the highest level of injury to any person involved in the crash is a serious injury, which prevents the injured person from walking, driving or normally continuing the activities the person was capable of performing before the injury occurred.

**(B) = Minor Injury Crash.** A crash where the highest level of injury to any person involved in the crash is a minor injury, which is evident to observers at the scene of the crash in which the injury occurred.

**(C) = Possible Injury Crash.** A crash where the highest level of injury to any person involved in the crash is a possible injury, which is any injury reported or claimed which is not a fatal injury, serious injury or minor injury.

**(PDO) = Property Damage Crash.** A crash where no injury occurred and only damage occurred to property that reduces the monetary value of that property.

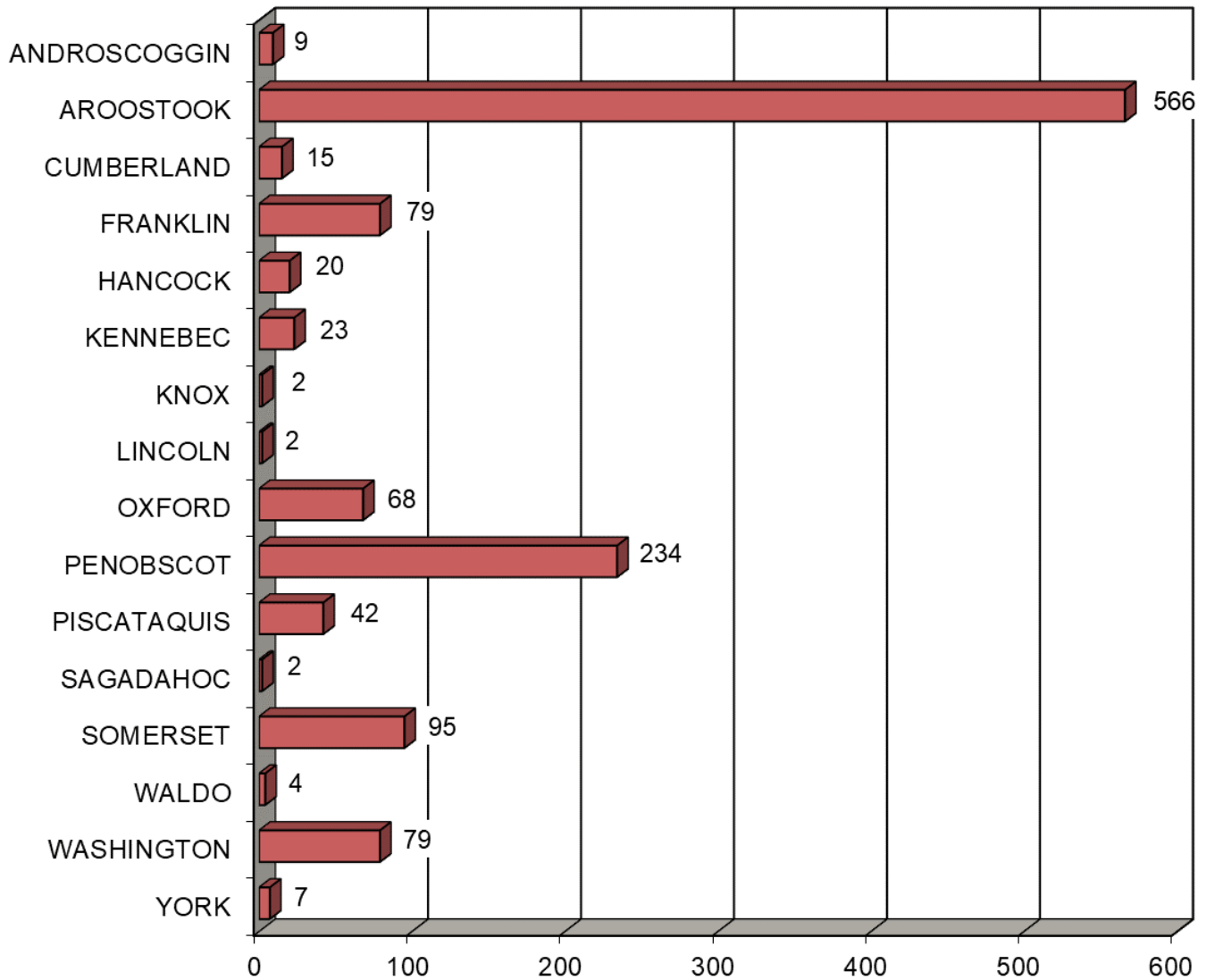




# MAINE HIGHWAY MOOSE CRASHES

## By County

### 2019 - 2023

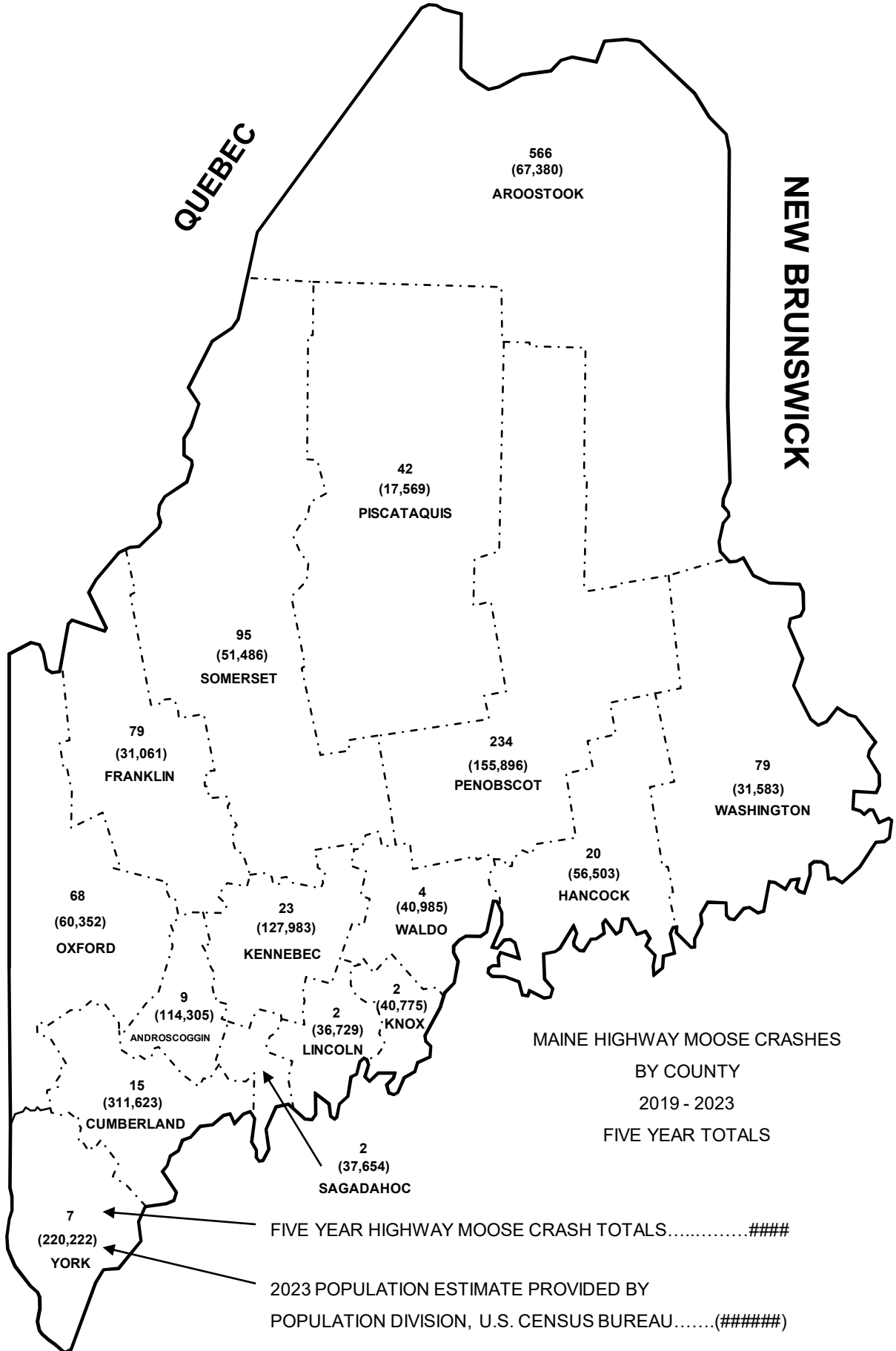




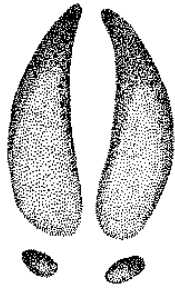
**NEW HAMPSHIRE**

**QUEBEC**

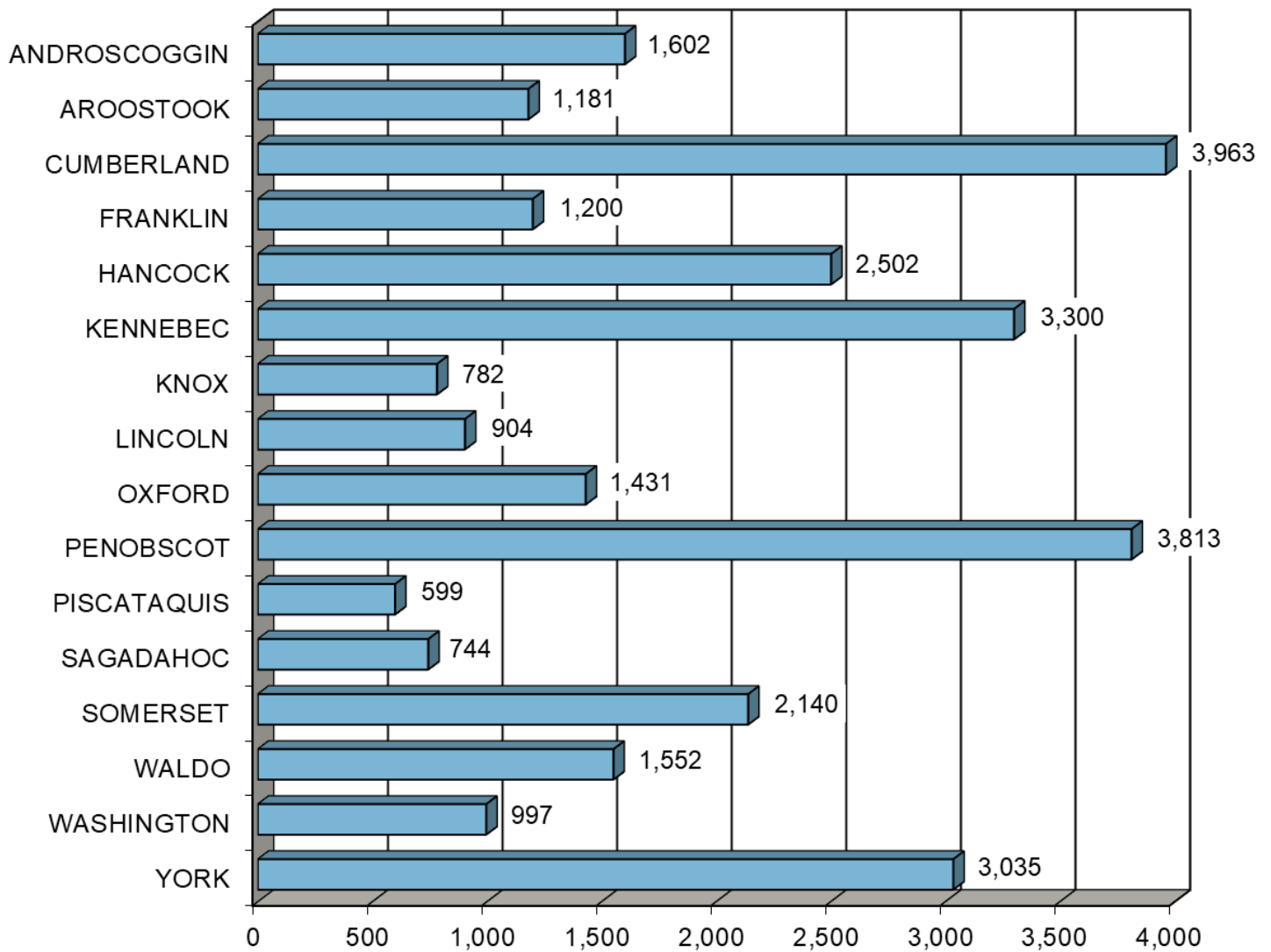
**NEW BRUNSWICK**



Produced by the Maine Department of Transportation



# MAINE HIGHWAY DEER CRASHES By County 2019 - 2023

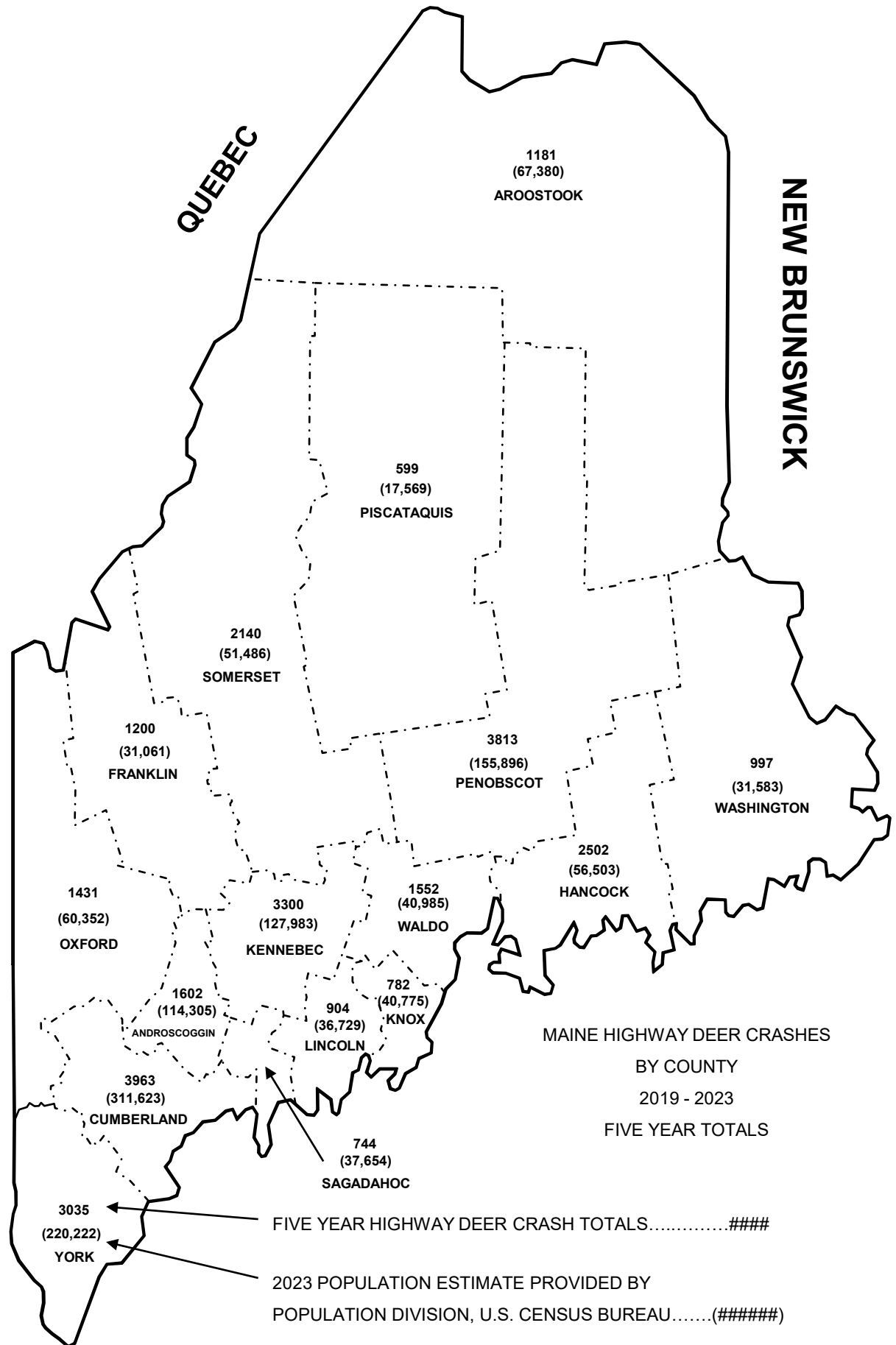




NEW HAMPSHIRE

QUEBEC

NEW BRUNSWICK



MAINE HIGHWAY DEER CRASHES  
BY COUNTY  
2019 - 2023  
FIVE YEAR TOTALS

FIVE YEAR HIGHWAY DEER CRASH TOTALS.....####

2023 POPULATION ESTIMATE PROVIDED BY  
POPULATION DIVISION, U.S. CENSUS BUREAU.....(#####)





FRONT

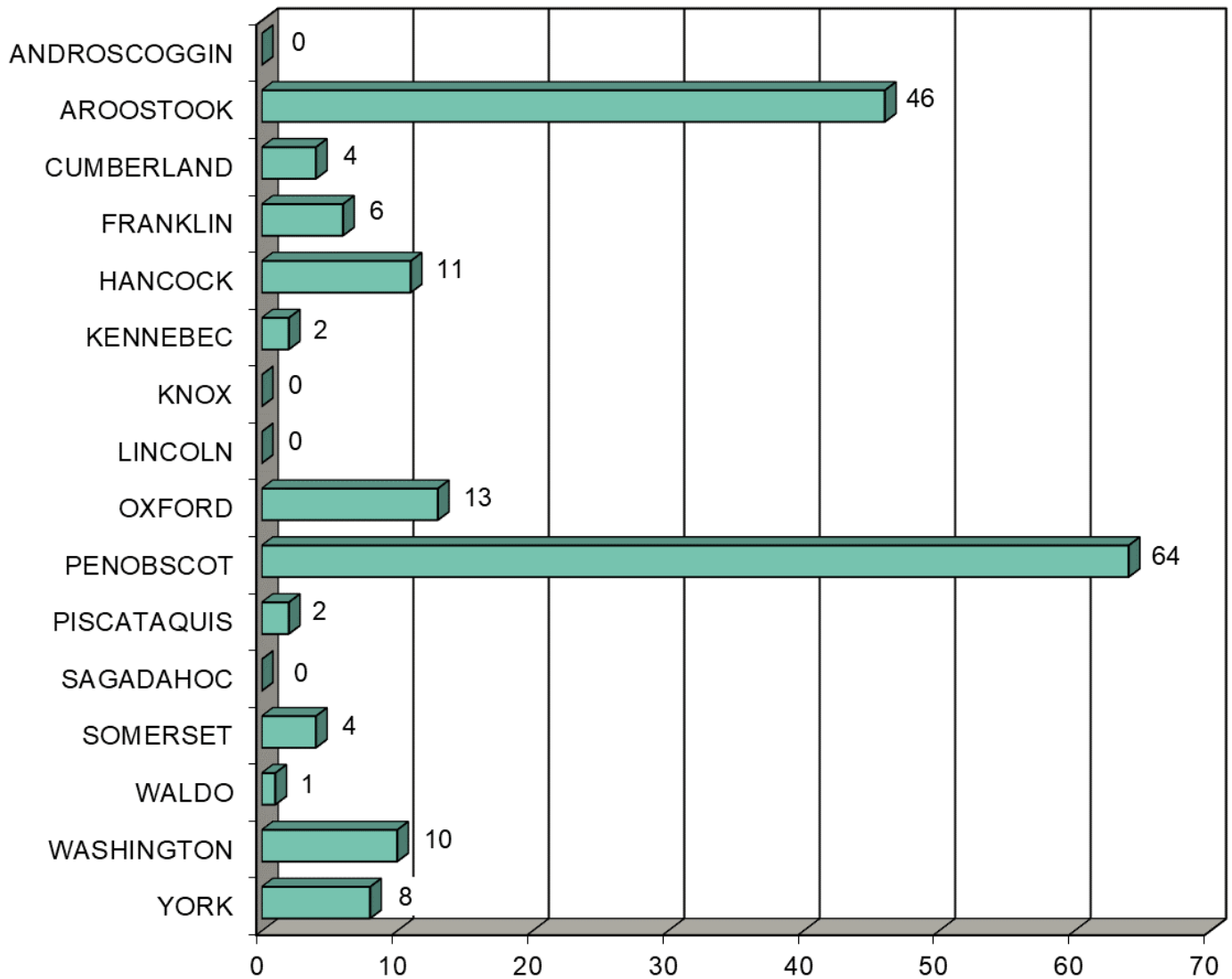


HIND

# MAINE HIGHWAY BEAR CRASHES

## By County

### 2019 - 2023

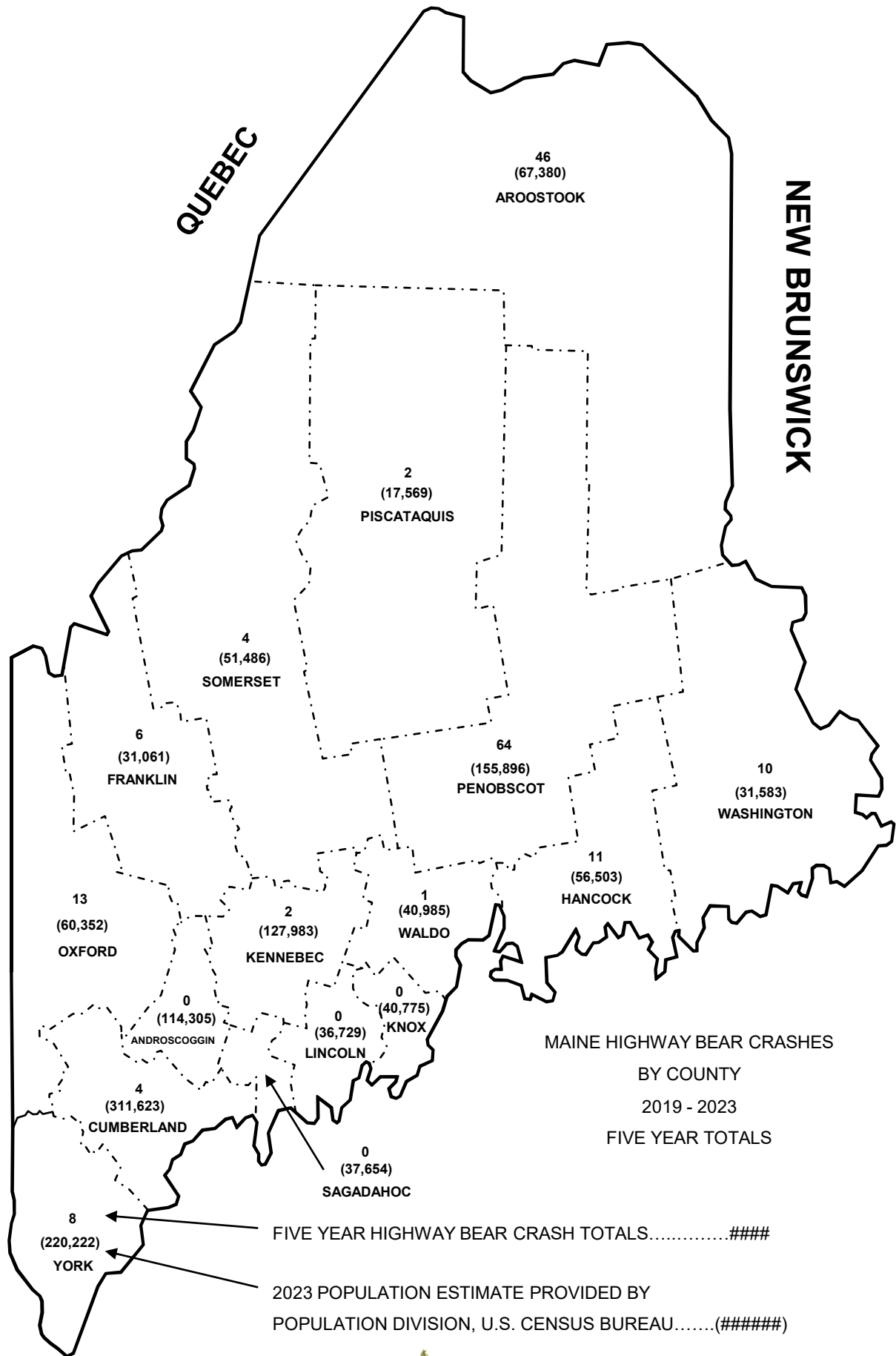




NEW HAMPSHIRE

QUEBEC

NEW BRUNSWICK




MAINE HIGHWAY BEAR CRASHES  
BY COUNTY  
2019 - 2023  
FIVE YEAR TOTALS

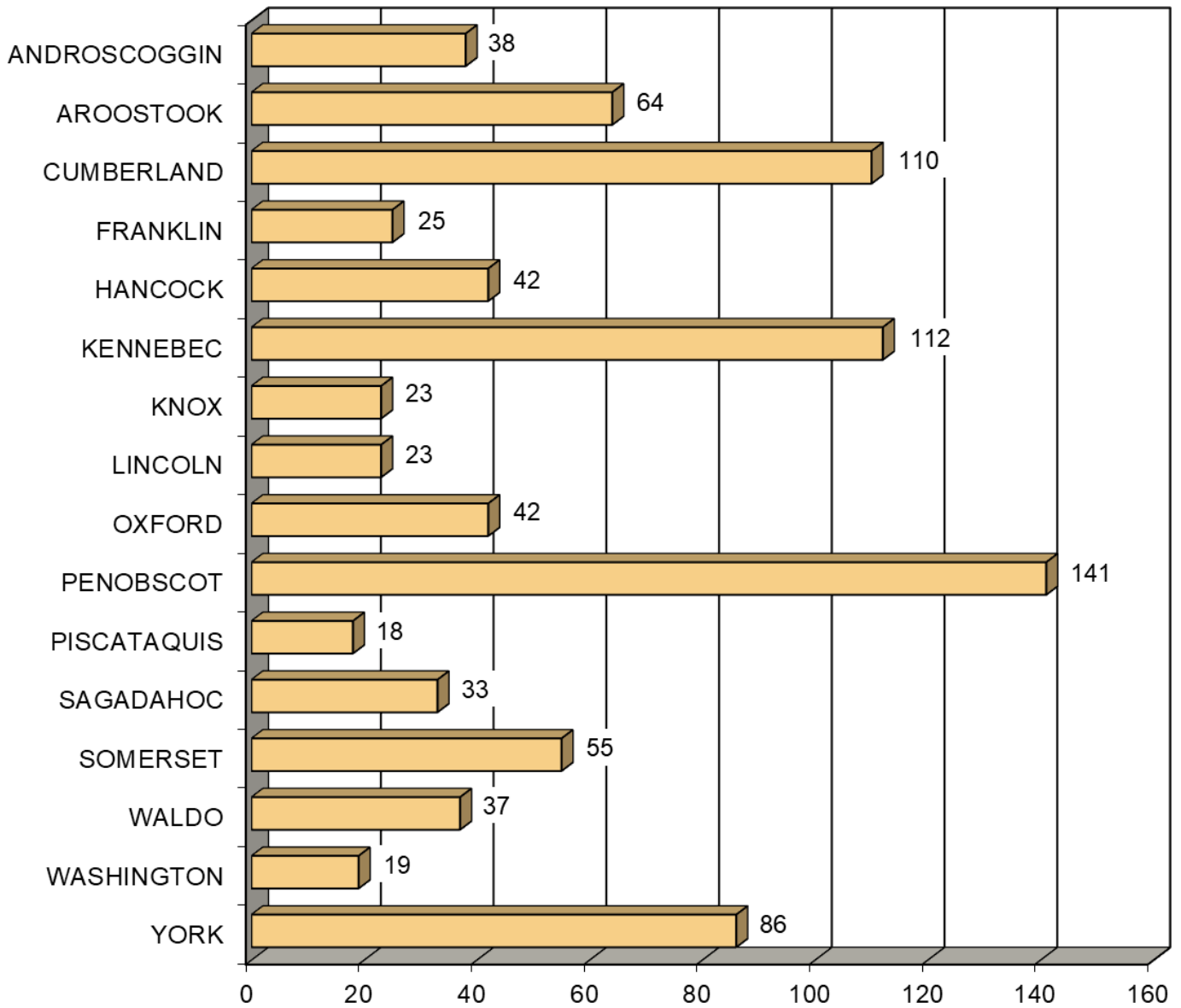
FIVE YEAR HIGHWAY BEAR CRASH TOTALS.....####

2023 POPULATION ESTIMATE PROVIDED BY  
POPULATION DIVISION, U.S. CENSUS BUREAU.....(#####)





# MAINE HIGHWAY ALL OTHER ANIMAL CRASHES By County 2019 - 2023



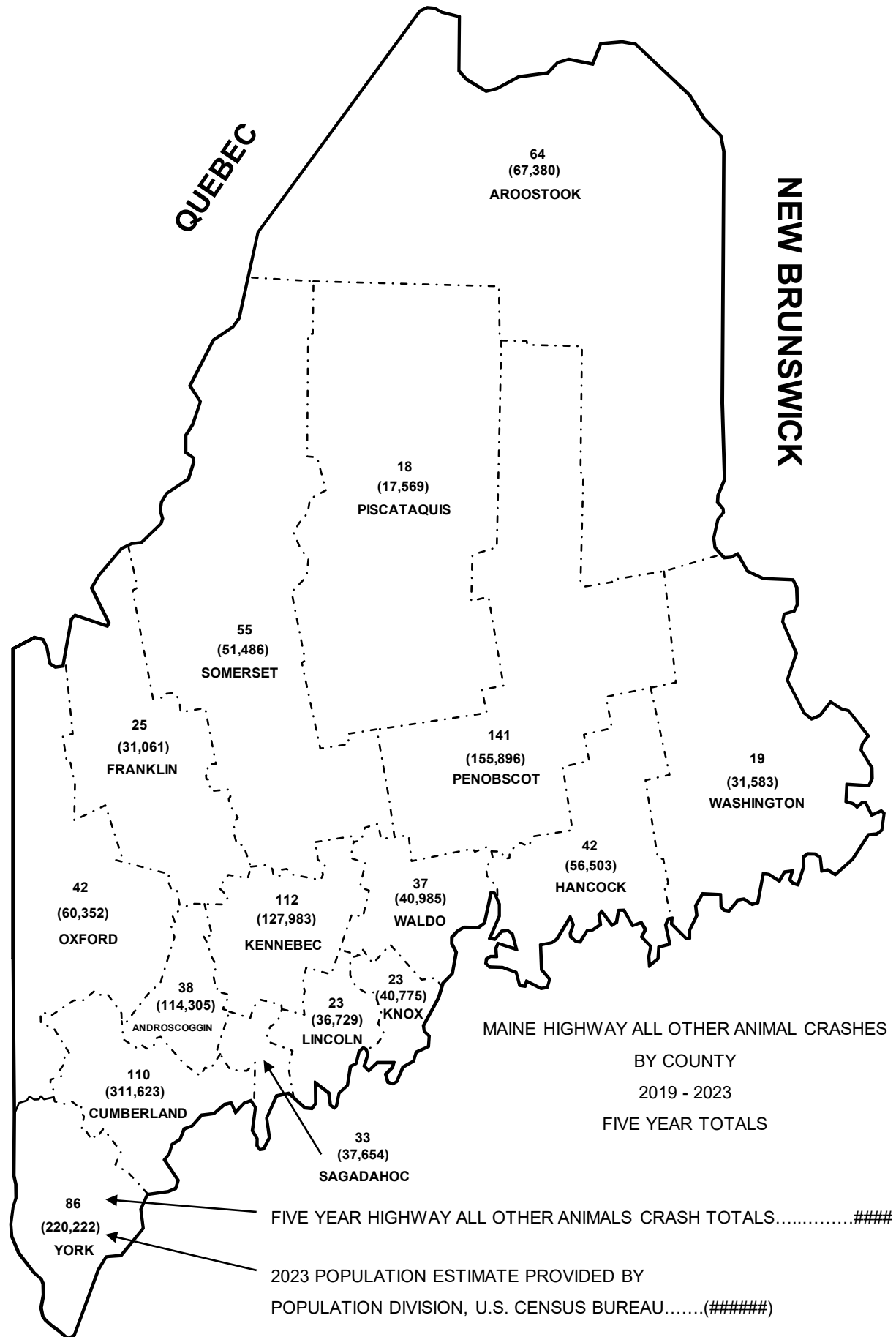




NEW HAMPSHIRE

QUEBEC

NEW BRUNSWICK



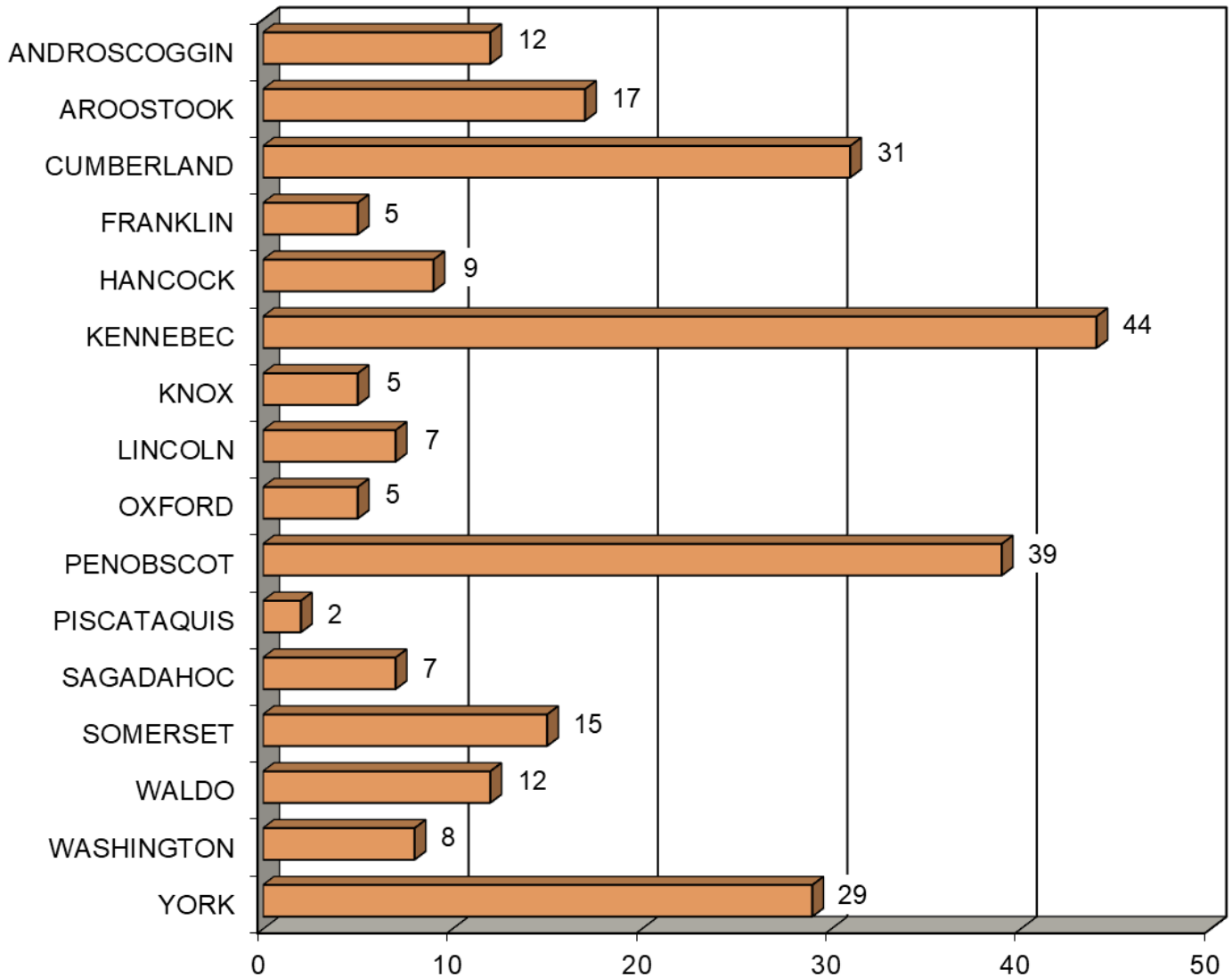
Produced by the Maine Department of Transportation



# MAINE HIGHWAY TURKEY CRASHES

## By County

### 2019 - 2023

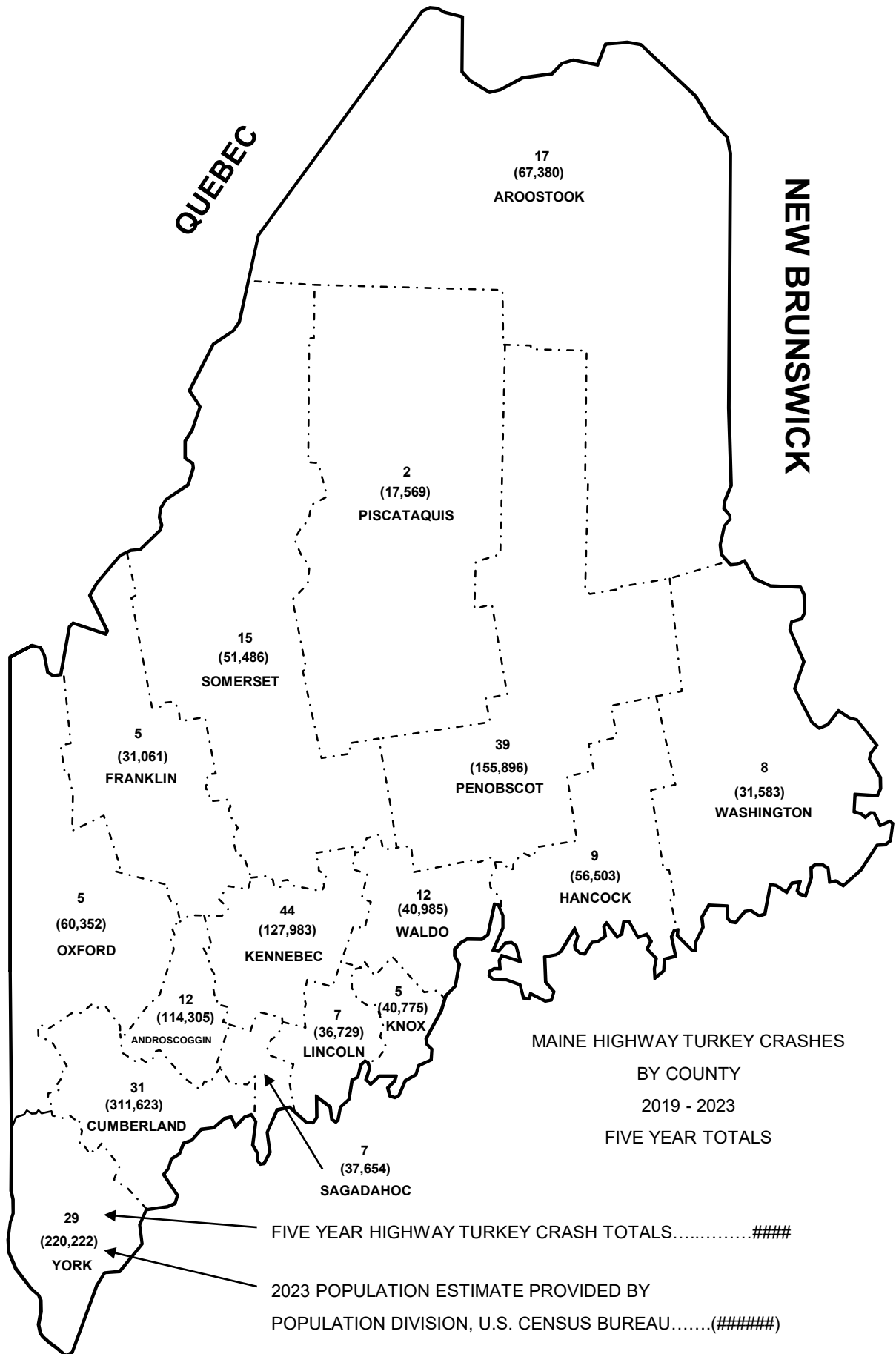




**NEW HAMPSHIRE**

**QUEBEC**

**NEW BRUNSWICK**



MAINE HIGHWAY TURKEY CRASHES  
BY COUNTY  
2019 - 2023  
FIVE YEAR TOTALS

FIVE YEAR HIGHWAY TURKEY CRASH TOTALS.....####

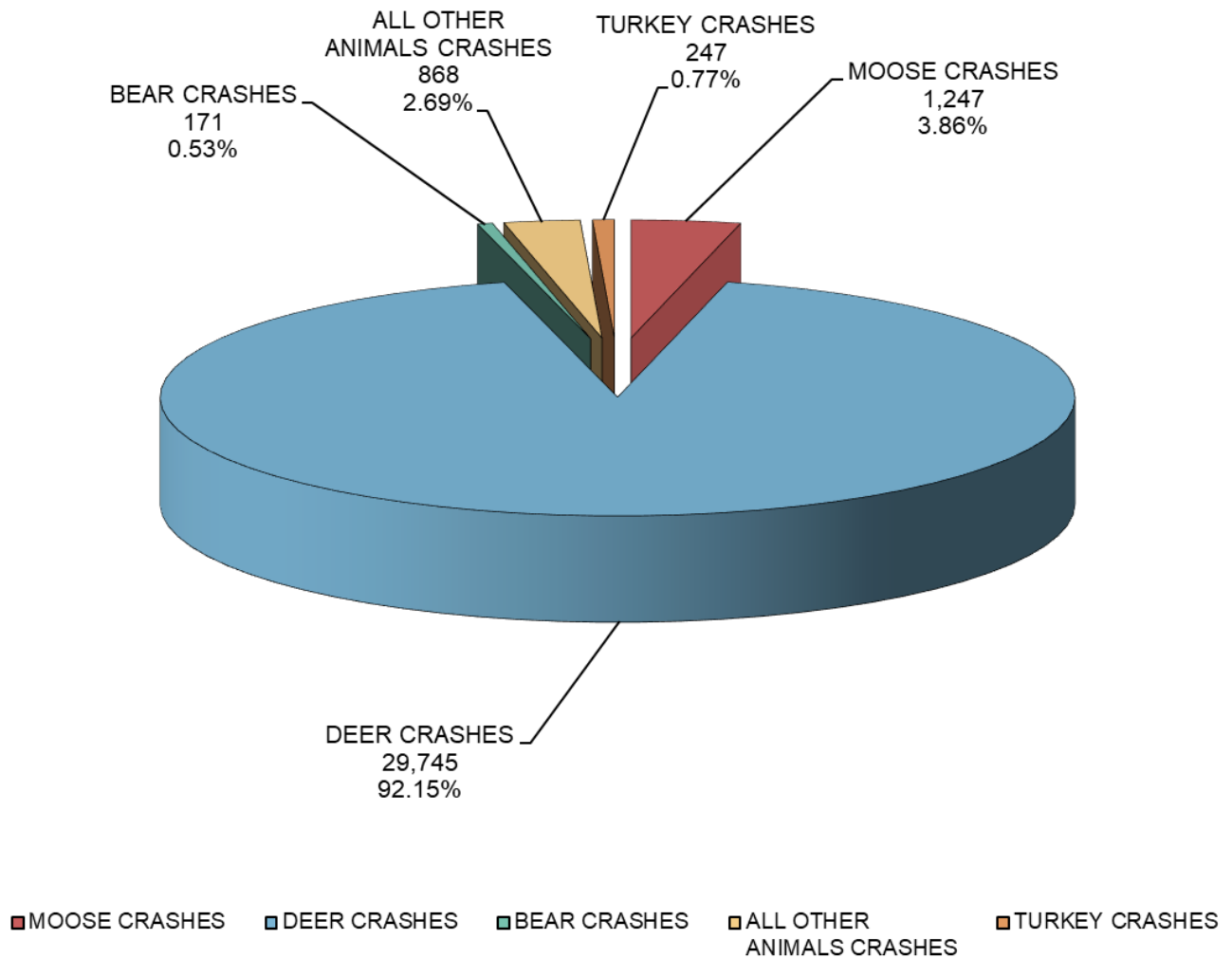
2023 POPULATION ESTIMATE PROVIDED BY  
POPULATION DIVISION, U.S. CENSUS BUREAU.....(#####)



Produced by the Maine Department of Transportation

# MAINE HIGHWAY ANIMAL CRASHES 2019 - 2023

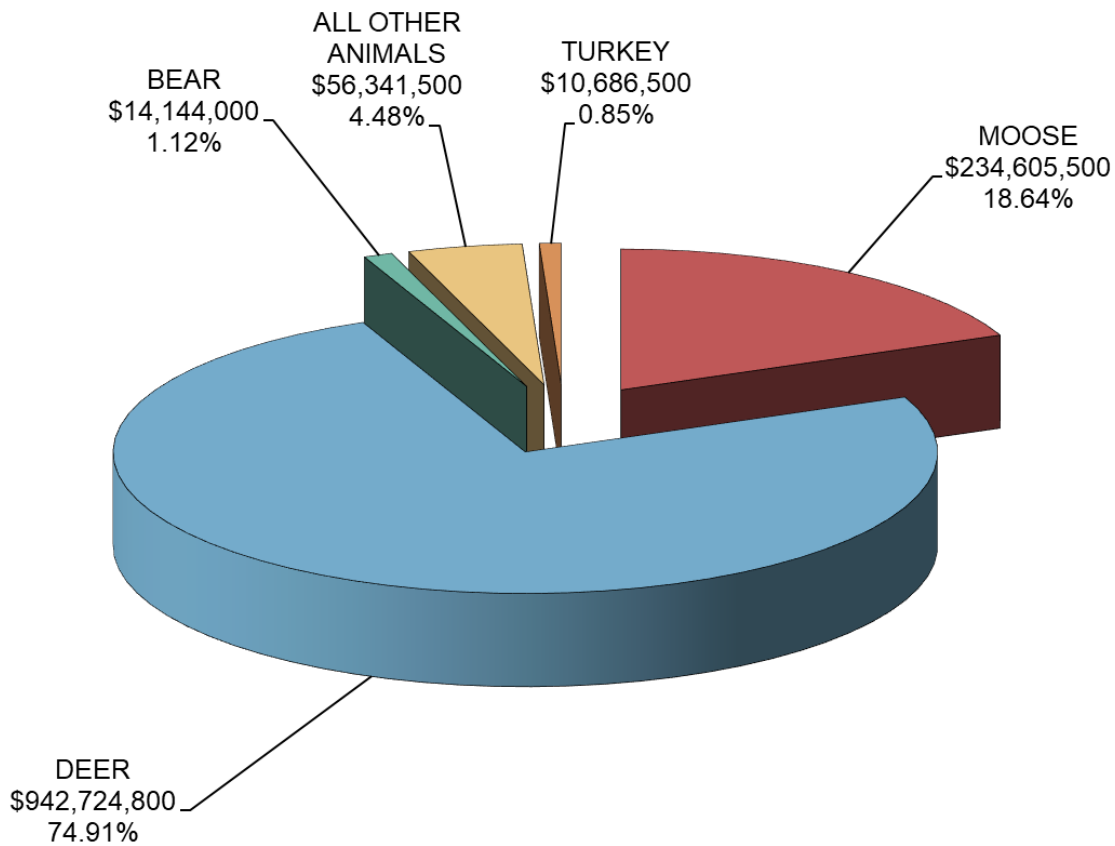
## 32,278 Total Animal Crashes



# MAINE HIGHWAY ANIMAL CRASHES

## ESTIMATED ECONOMIC LOSS

### 2019 - 2023



Average comprehensive costs are based on 2019 Federal Highway Administration estimates.

Death (Per Crash)	\$10,098,000
Suspected serious injury (Per Crash)	\$585,600
Suspected minor injury (Per Crash)	\$177,500
Possible injury (Per Crash)	\$122,300
Property damage only (Per Crash)	\$10,600

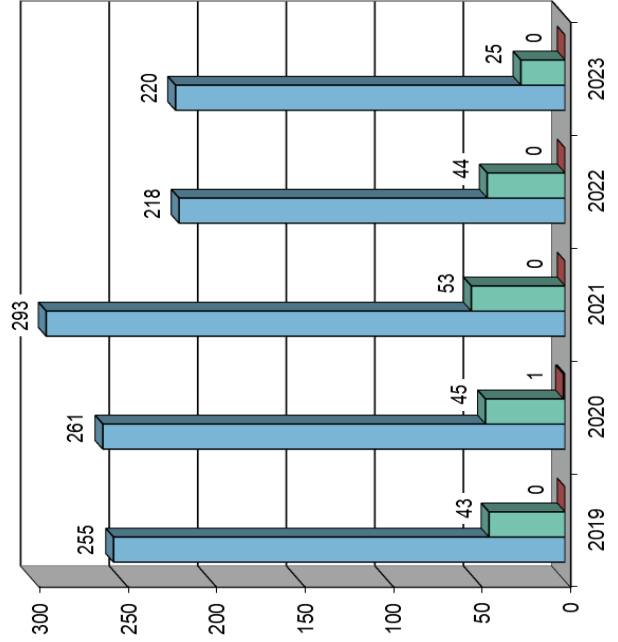


# MAINE HIGHWAY ANIMAL CRASHES COMPARISON BY TOTAL, INJURY, AND FATAL

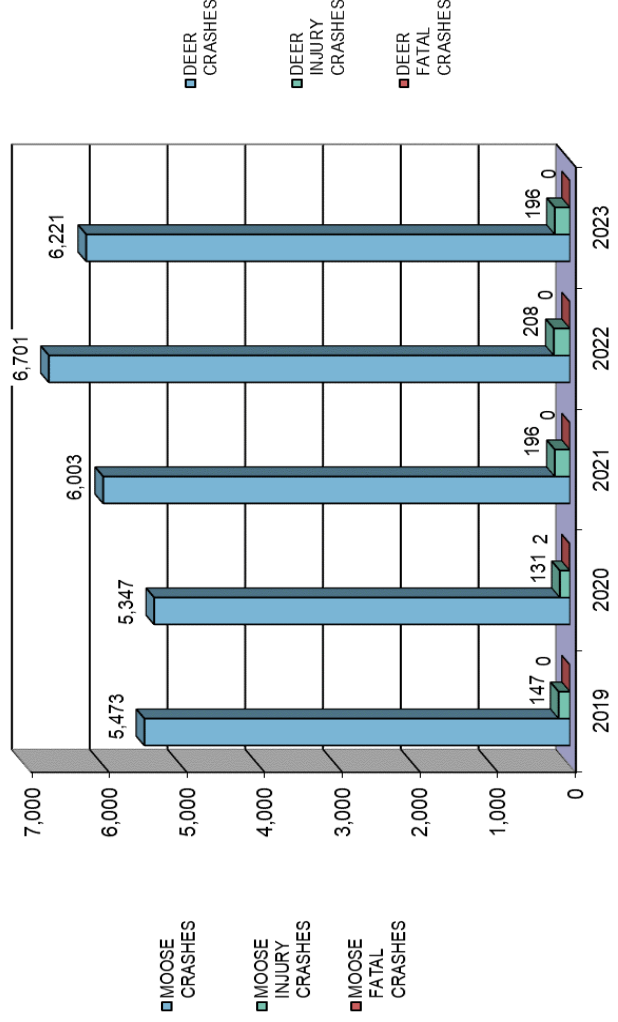
YEAR	MOOSE CRASHES	MOOSE FATAL CRASHES	MOOSE INJURY CRASHES	DEER CRASHES	DEER FATAL CRASHES	DEER INJURY CRASHES	BEAR CRASHES	BEAR FATAL CRASHES	BEAR INJURY CRASHES	ALL OTHER ANIMAL FATAL CRASHES	ALL OTHER ANIMAL INJURY CRASHES	TURKEY CRASHES	TURKEY FATAL CRASHES	TURKEY INJURY CRASHES	TOTAL ANIMAL CRASHES	TOTAL FATAL ANIMAL CRASHES	TOTAL ANIMAL INJURY CRASHES
2019	255	0	43	5,473	0	147	38	0	4	198	0	52	0	4	6,016	0	208
2020	261	1	45	5,347	2	131	30	0	1	169	0	30	0	3	5,837	3	184
2021	293	0	53	6,003	0	196	30	0	1	146	0	51	0	4	6,523	0	264
2022	218	0	44	6,701	0	208	42	0	3	172	0	66	0	6	7,199	0	272
2023	220	0	25	6,221	0	196	31	0	3	183	0	48	0	2	6,703	0	234
TO-	1,247	1	210	29,745	2	878	171	0	12	868	0	247	0	19	32,278	3	1,162



### Moose Crashes

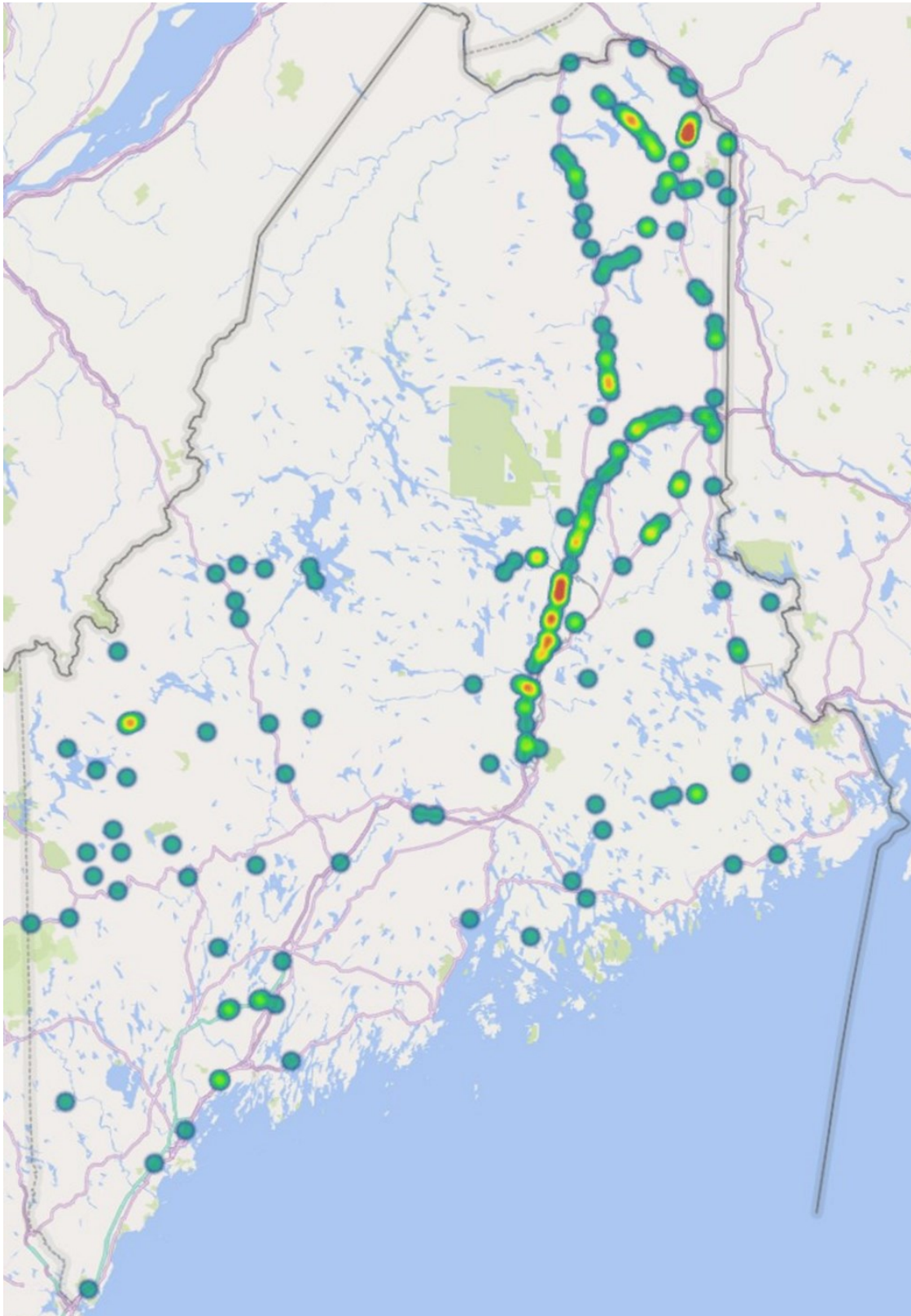


### Deer Crashes

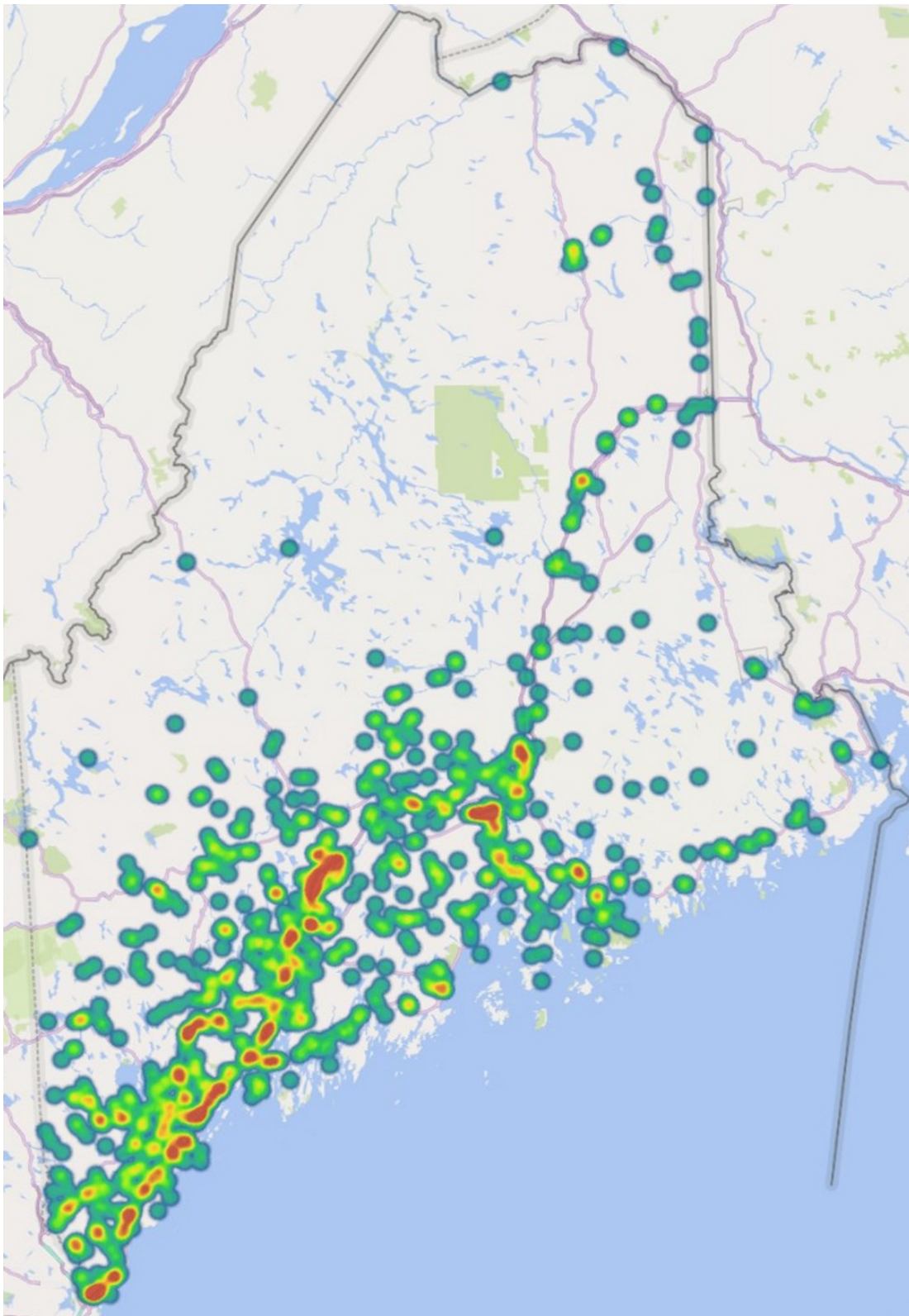


# HEAT MAP BY LOCATION FOR MAINE HIGHWAY MOOSE CRASHES WHERE INJURIES OR FATALITIES OCCURRED

2019 - 2023

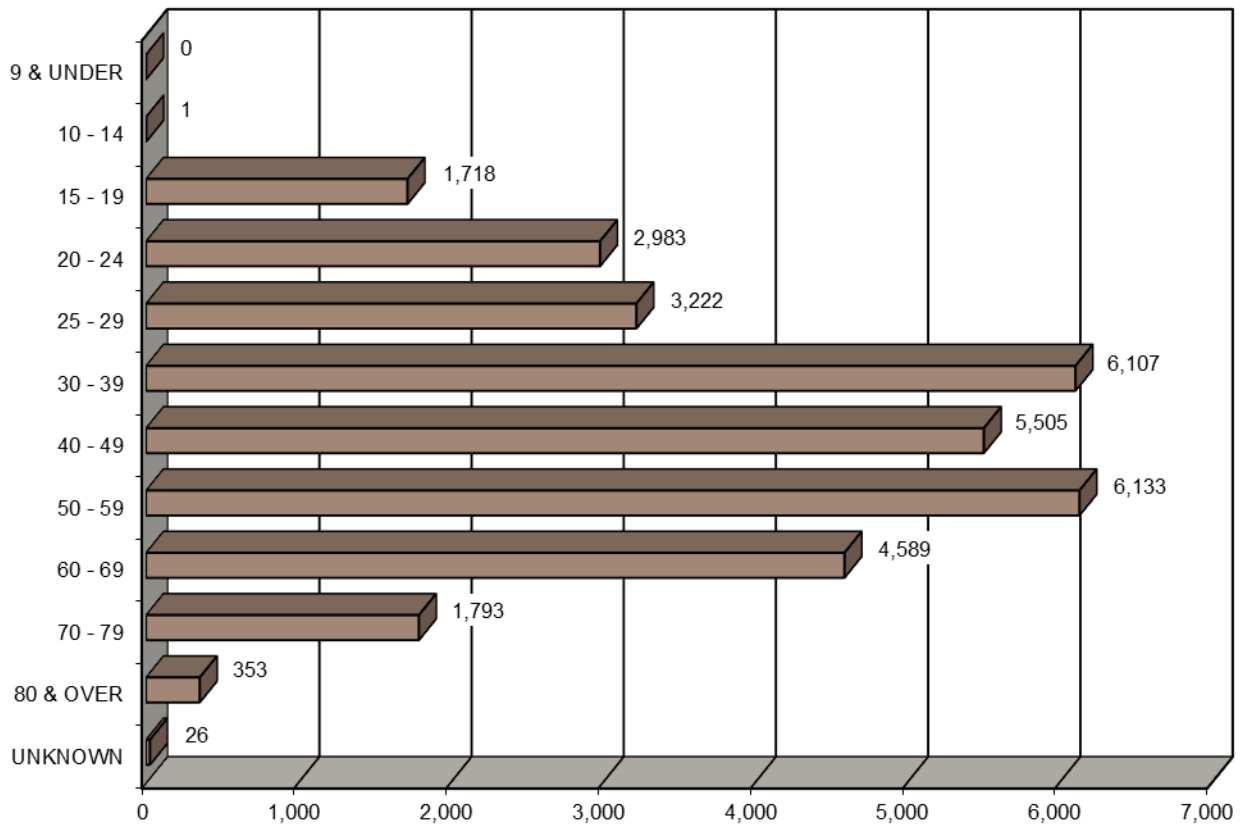


HEAT MAP BY LOCATION FOR MAINE HIGHWAY DEER  
CRASHES WHERE INJURIES OR FATALITIES OCCURRED  
2019 - 2023





# DRIVERS INVOLVED IN MAINE HIGHWAY ANIMAL CRASHES BY AGE GROUP 2019 - 2023



AGE OF DRIVER	MOOSE	DEER	BEAR	ALL OTHER ANIMALS	TURKEY	FIVE YEAR TOTAL	PERCENT OF TOTAL
9 & UNDER	0	0	0	0	0	0	0.00%
10 - 14	0	1	0	0	0	1	0.00%
15 - 19	56	1,587	12	54	9	1,718	5.30%
20 - 24	98	2,767	14	82	22	2,983	9.20%
25 - 29	141	2,926	15	107	33	3,222	9.94%
30 - 39	212	5,634	34	181	46	6,107	18.83%
40 - 49	221	5,038	38	155	53	5,505	16.98%
50 - 59	265	5,667	33	129	39	6,133	18.91%
60 - 69	188	4,243	17	104	37	4,589	14.15%
70 - 79	75	1,658	9	43	8	1,793	5.53%
80 & OVER	10	327	3	13	0	353	1.09%
UNKNOWN	4	21	0	0	1	26	0.08%
<b>FIVE YEAR TOTAL</b>	<b>1,270</b>	<b>29,869</b>	<b>175</b>	<b>868</b>	<b>248</b>	<b>32,430</b>	<b>100.00%</b>



# VEHICLES INVOLVED IN FATAL MAINE HIGHWAY ANIMAL CRASHES 2019 - 2023

VEHICLE TYPE INVOLVED	MOOSE	DEER	BEAR	ALL OTHER ANIMALS	TURKEY	FIVE YEAR TOTAL
PASSENGER CAR	1	0	0	0	0	1
(SPORT) UTILITY VEHICLE	1	0	0	0	0	1
PASSENGER VAN	0	0	0	0	0	0
CARGO VAN (10k or less)	0	0	0	0	0	0
PICKUP TRUCK	1	0	0	0	0	1
MOTOR HOME	0	0	0	0	0	0
SCHOOL BUS	0	0	0	0	0	0
TRANSIT BUS	0	0	0	0	0	0
MOTOR COACH	0	0	0	0	0	0
OTHER BUS	0	0	0	0	0	0
MOTORCYCLE	0	2	0	0	0	2
MOPED	0	0	0	0	0	0
LOW SPEED VEHICLE	0	0	0	0	0	0
FARM VEHICLE	0	0	0	0	0	0
AUTOCYCLE	0	0	0	0	0	0
EXPERIMENTAL	0	0	0	0	0	0
OTHER LIGHT TRUCK (10,000 lbs or less)	0	0	0	0	0	0
MEDIUM /HEAVY TRUCKS (more than 10,000 lbs)	0	0	0	0	0	0
ATV (2,3,4-WHEEL)	0	0	0	0	0	0
SNOWMOBILE	0	0	0	0	0	0
PEDESTRIAN	0	0	0	0	0	0
BICYCLE	0	0	0	0	0	0
OTHER	0	0	0	0	0	0
<b>TOTAL VEHICLES INVOLVED</b>	<b>3</b>	<b>2</b>	<b>0</b>	<b>0</b>	<b>0</b>	<b>5</b>



# VEHICLES INVOLVED IN MAINE HIGHWAY ANIMAL CRASHES 2019 - 2023

VEHICLE TYPE INVOLVED	MOOSE	DEER	BEAR	ALL OTHER ANIMALS	TURKEY	FIVE YEAR TOTAL
PASSENGER CAR	343	12298	71	491	72	13,275
(SPORT) UTILITY VEHICLE	325	10554	62	268	89	11,298
PASSENGER VAN	13	406	1	8	1	429
CARGO VAN (10k or less)	8	314	3	6	5	336
PICKUP TRUCK	393	5786	32	76	68	6,355
MOTOR HOME	1	7	0	0	0	8
SCHOOL BUS	3	6	0	0	1	10
TRANSIT BUS	1	6	0	0	0	7
MOTOR COACH	1	1	0	0	0	2
OTHER BUS	1	3	0	0	0	4
MOTORCYCLE	7	157	1	16	4	185
MOPED	0	2	0	0	0	2
LOW SPEED VEHICLE	0	0	0	0	0	0
HORSE & BUGGY	0	0	0	2	0	2
FARM VEHICLE	2	0	0	0	0	2
AUTOCYCLE	0	1	0	0	0	1
EXPERIMENTAL	0	0	0	0	0	0
OTHER LIGHT TRUCK (10,000 lbs or less)	5	38	0	0	0	43
MEDIUM /HEAVY TRUCKS (more than 10,000 lbs)	167	305	5	6	8	491
ATV (2,3,4-WHEEL)	1	2	0	0	0	3
SNOWMOBILE	0	0	0	0	0	0
PEDESTRIAN	0	0	0	0	0	0
BICYCLE	0	0	0	0	0	0
OTHER	0	8	0	5	0	13
<b>TOTAL VEHICLES INVOLVED</b>	<b>1,271</b>	<b>29,894</b>	<b>175</b>	<b>878</b>	<b>248</b>	<b>32,466</b>



# MAINE HIGHWAY ANIMAL CRASHES

## BY MONTH

### 2019 - 2023

#### MOOSE

MONTH	2019	2020	2021	2022	2023	TOTAL
JANUARY	8	6	10	5	7	<b>36</b>
FEBRUARY	3	7	2	6	4	<b>22</b>
MARCH	0	4	4	2	2	<b>12</b>
APRIL	10	5	10	7	8	<b>40</b>
MAY	32	25	53	42	31	<b>183</b>
JUNE	78	66	58	45	35	<b>282</b>
JULY	31	40	34	27	34	<b>166</b>
AUGUST	16	20	28	13	21	<b>98</b>
SEPTEMBER	20	34	31	29	23	<b>137</b>
OCTOBER	33	29	30	23	28	<b>143</b>
NOVEMBER	15	12	23	13	16	<b>79</b>
DECEMBER	9	13	10	6	11	<b>49</b>
<b>TOTAL</b>	<b>255</b>	<b>261</b>	<b>293</b>	<b>218</b>	<b>220</b>	<b>1,247</b>

#### DEER

MONTH	2019	2020	2021	2022	2023	TOTAL
JANUARY	514	582	446	459	531	<b>2,532</b>
FEBRUARY	324	377	292	425	411	<b>1,829</b>
MARCH	467	391	433	470	483	<b>2,244</b>
APRIL	440	235	294	314	351	<b>1,634</b>
MAY	310	321	376	330	372	<b>1,709</b>
JUNE	444	446	594	578	506	<b>2,568</b>
JULY	361	287	339	430	404	<b>1,821</b>
AUGUST	238	196	224	263	315	<b>1,236</b>
SEPTEMBER	232	290	359	440	383	<b>1,704</b>
OCTOBER	545	638	606	940	605	<b>3,334</b>
NOVEMBER	918	992	1,321	1,341	1,250	<b>5,822</b>
DECEMBER	680	592	719	711	610	<b>3,312</b>
<b>TOTAL</b>	<b>5,473</b>	<b>5,347</b>	<b>6,003</b>	<b>6,701</b>	<b>6,221</b>	<b>29,745</b>

#### BEAR

MONTH	2019	2020	2021	2022	2023	TOTAL
JANUARY	0	0	0	0	1	<b>1</b>
FEBRUARY	0	0	0	0	0	<b>0</b>
MARCH	0	0	0	0	0	<b>0</b>
APRIL	1	1	1	3	4	<b>10</b>
MAY	2	2	4	5	5	<b>18</b>
JUNE	10	9	5	12	2	<b>38</b>
JULY	9	6	5	5	2	<b>27</b>
AUGUST	7	4	5	2	4	<b>22</b>
SEPTEMBER	3	2	4	7	2	<b>18</b>
OCTOBER	5	6	5	7	6	<b>29</b>
NOVEMBER	1	0	1	1	3	<b>6</b>
DECEMBER	0	0	0	0	2	<b>2</b>
<b>TOTAL</b>	<b>38</b>	<b>30</b>	<b>30</b>	<b>42</b>	<b>31</b>	<b>171</b>

#### ALL OTHER ANIMALS

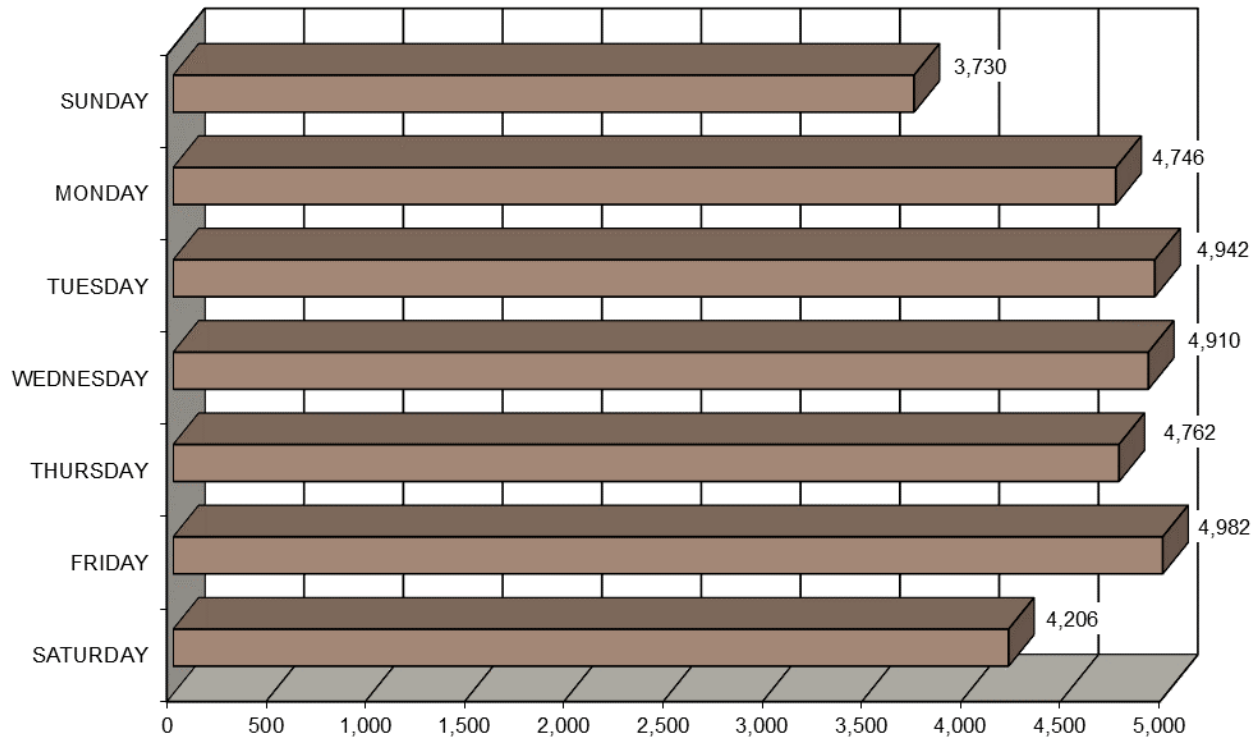
MONTH	2019	2020	2021	2022	2023	TOTAL
JANUARY	20	23	11	11	16	<b>81</b>
FEBRUARY	15	14	8	14	20	<b>71</b>
MARCH	12	12	9	6	12	<b>51</b>
APRIL	14	6	9	11	14	<b>54</b>
MAY	11	11	11	17	12	<b>62</b>
JUNE	22	6	7	11	8	<b>54</b>
JULY	14	9	11	12	19	<b>65</b>
AUGUST	15	15	10	12	14	<b>66</b>
SEPTEMBER	9	10	15	17	16	<b>67</b>
OCTOBER	22	22	25	20	20	<b>109</b>
NOVEMBER	17	24	18	26	20	<b>105</b>
DECEMBER	27	17	12	15	12	<b>83</b>
<b>TOTAL</b>	<b>198</b>	<b>169</b>	<b>146</b>	<b>172</b>	<b>183</b>	<b>868</b>

#### TURKEY

MONTH	2019	2020	2021	2022	2023	TOTAL
JANUARY	1	0	4	2	1	<b>8</b>
FEBRUARY	0	1	0	2	4	<b>7</b>
MARCH	4	5	5	7	4	<b>25</b>
APRIL	25	10	17	24	21	<b>97</b>
MAY	12	3	8	11	10	<b>44</b>
JUNE	3	4	5	5	2	<b>19</b>
JULY	1	1	1	2	5	<b>10</b>
AUGUST	3	1	4	1	0	<b>9</b>
SEPTEMBER	0	1	2	4	0	<b>7</b>
OCTOBER	2	1	4	3	0	<b>10</b>
NOVEMBER	0	2	0	1	1	<b>4</b>
DECEMBER	1	1	1	4	0	<b>7</b>
<b>TOTAL</b>	<b>52</b>	<b>30</b>	<b>51</b>	<b>66</b>	<b>48</b>	<b>247</b>



# MAINE HIGHWAY ANIMAL CRASHES BY DAY OF THE WEEK 2019 - 2023



DAY OF THE WEEK	MOOSE	DEER	BEAR	ALL OTHER ANIMALS	TURKEY	FIVE YEAR TOTAL	PERCENT OF TOTAL
SUNDAY	134	3,428	27	94	47	<b>3,730</b>	<b>11.56%</b>
MONDAY	187	4,379	27	124	29	<b>4,746</b>	<b>14.70%</b>
TUESDAY	167	4,588	18	136	33	<b>4,942</b>	<b>15.31%</b>
WEDNESDAY	195	4,525	21	129	40	<b>4,910</b>	<b>15.21%</b>
THURSDAY	191	4,388	25	118	40	<b>4,762</b>	<b>14.75%</b>
FRIDAY	214	4,595	24	119	30	<b>4,982</b>	<b>15.43%</b>
SATURDAY	159	3,842	29	148	28	<b>4,206</b>	<b>13.03%</b>
<b>FIVE YEAR TOTAL</b>	<b>1,247</b>	<b>29,745</b>	<b>171</b>	<b>868</b>	<b>247</b>	<b>32,278</b>	<b>100.00%</b>



# MAINE HIGHWAY ANIMAL CRASHES

## BY TIME OF DAY 2019 - 2023

DEER						
TIME	2019	2020	2021	2022	2023	TOTAL
12:00 A	156	131	163	169	161	780
1:00	101	93	102	117	115	528
2:00	84	104	106	114	119	527
3:00	115	124	150	130	120	639
4:00	204	257	257	279	239	1,236
5:00	341	360	427	449	423	2,000
6:00	394	485	490	534	493	2,396
7:00	260	275	291	330	319	1,475
8:00	170	170	166	174	173	853
9:00	106	126	115	148	131	626
10:00	111	75	93	119	123	521
11:00	88	78	102	101	110	479
12:00 P	89	71	79	122	88	449
1:00	73	55	75	78	86	367
2:00	66	55	81	96	87	385
3:00	81	73	74	95	94	417
4:00	305	283	299	357	364	1,608
5:00	550	537	545	675	553	2,860
6:00	453	502	555	609	533	2,652
7:00	405	415	446	509	482	2,257
8:00	475	382	516	531	565	2,469
9:00	386	299	389	442	364	1,880
10:00	234	212	261	289	257	1,253
11:00	226	185	221	234	222	1,088
TOTAL	5,473	5,347	6,003	6,701	6,221	29,745

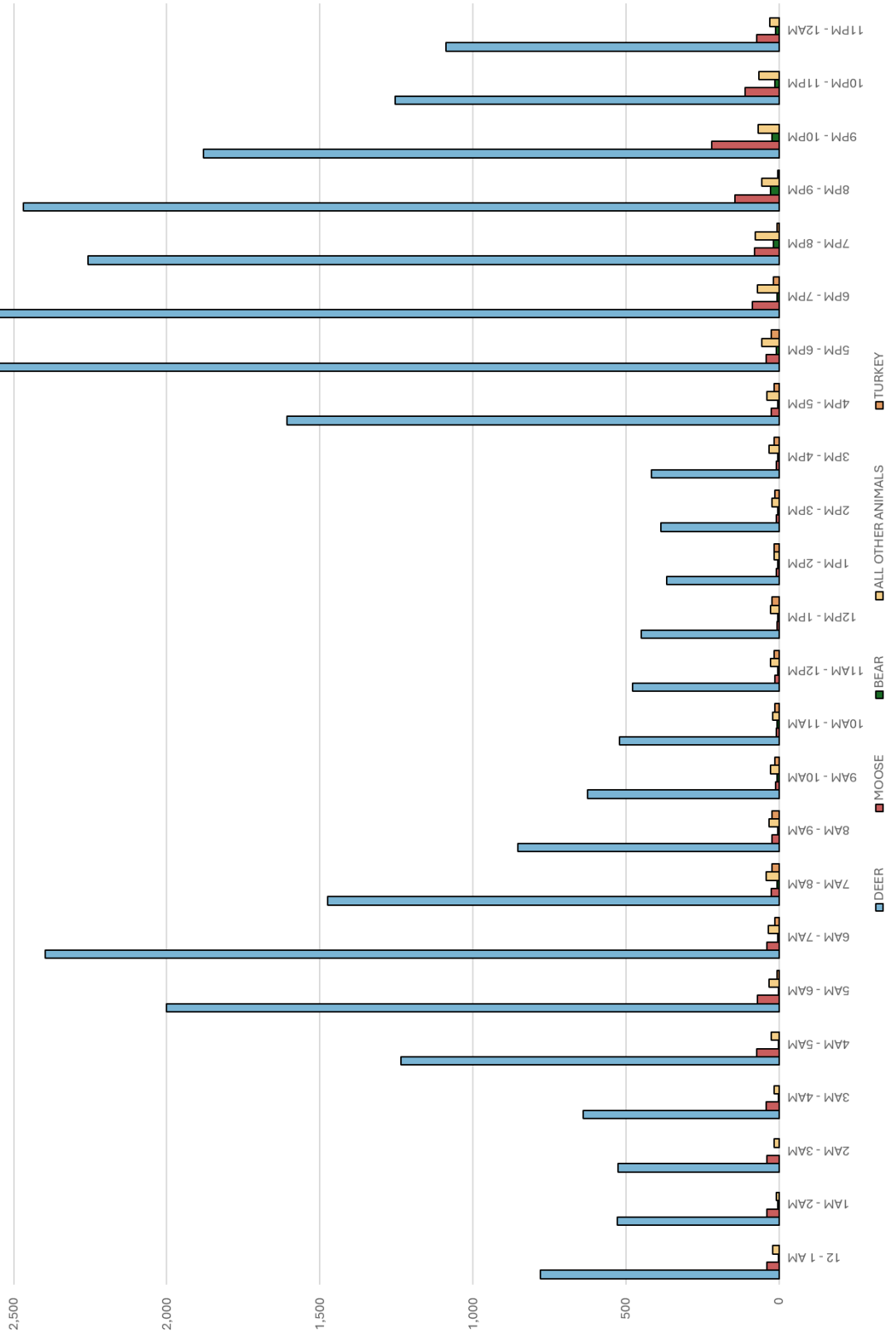
MOOSE						
TIME	2019	2020	2021	2022	2023	TOTAL
12:00 A	11	4	10	12	3	40
1:00	7	6	8	9	9	39
2:00	5	10	12	7	6	40
3:00	4	15	9	5	10	43
4:00	12	11	24	17	9	73
5:00	13	16	22	6	13	70
6:00	5	12	10	3	9	39
7:00	10	4	5	4	3	26
8:00	3	4	8	4	3	22
9:00	1	2	3	1	5	12
10:00	1	1	2	2	4	10
11:00	3	2	5	2	1	13
12:00 P	1	1	3	2	0	7
1:00	0	1	2	3	2	8
2:00	2	1	5	1	1	10
3:00	2	3	2	2	1	10
4:00	9	6	7	0	4	26
5:00	7	8	8	12	7	42
6:00	20	16	16	14	22	88
7:00	13	21	12	16	18	80
8:00	36	27	31	31	19	144
9:00	52	39	58	36	35	220
10:00	26	31	19	14	21	111
11:00	12	20	12	15	15	74
TOTAL	255	261	293	218	220	1,247

TURKEY						
TIME	2019	2020	2021	2022	2023	TOTAL
12:00 A	0	0	0	0	0	0
1:00	0	0	0	0	0	0
2:00	0	0	0	0	0	0
3:00	0	0	0	0	0	0
4:00	0	0	0	0	0	0
5:00	0	2	1	1	3	7
6:00	5	2	2	3	1	13
7:00	2	5	4	8	3	22
8:00	5	4	5	6	4	24
9:00	1	0	2	7	3	13
10:00	2	1	5	2	4	14
11:00	3	2	6	2	4	17
12:00 P	6	3	1	8	4	22
1:00	3	1	4	5	2	15
2:00	5	1	3	2	3	14
3:00	5	2	1	7	2	17
4:00	3	1	4	7	1	16
5:00	5	3	5	5	7	25
6:00	4	2	5	2	5	18
7:00	2	0	3	1	1	7
8:00	1	1	0	0	1	3
9:00	0	0	0	0	0	0
10:00	0	0	0	0	0	0
11:00	0	0	0	0	0	0
TOTAL	52	30	51	66	48	247

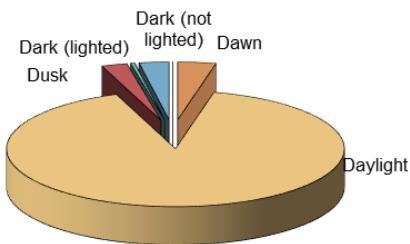
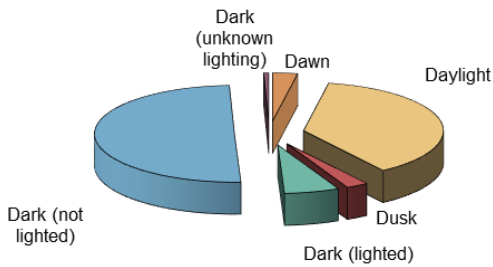
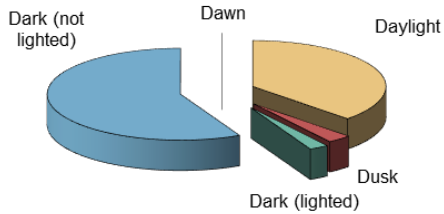
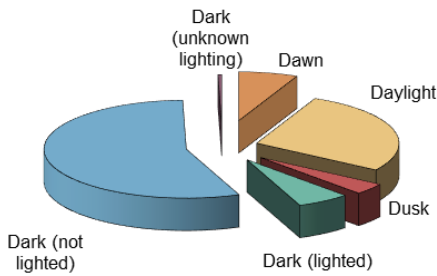
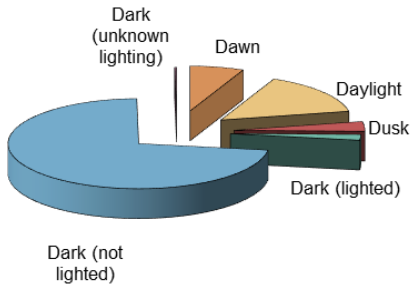
BEAR						
TIME	2019	2020	2021	2022	2023	TOTAL
12:00 A	0	0	1	0	1	2
1:00	0	0	1	2	1	4
2:00	0	0	0	0	0	0
3:00	1	0	1	0	0	2
4:00	0	1	0	0	0	1
5:00	0	1	1	0	0	2
6:00	4	0	0	1	0	5
7:00	1	1	2	2	1	7
8:00	2	0	0	1	2	5
9:00	2	1	2	0	1	6
10:00	0	2	0	2	2	6
11:00	1	1	1	0	1	4
12:00 P	0	1	1	1	1	4
1:00	1	0	0	2	0	3
2:00	2	0	0	0	1	3
3:00	0	1	1	1	1	4
4:00	0	1	1	0	1	3
5:00	4	0	3	2	0	9
6:00	1	1	1	3	0	6
7:00	3	2	2	6	5	18
8:00	7	4	6	6	6	29
9:00	6	5	4	5	2	22
10:00	2	6	1	3	2	14
11:00	1	2	1	5	3	12
TOTAL	38	30	30	42	31	171

ALL OTHER ANIMALS						
TIME	2019	2020	2021	2022	2023	TOTAL
12:00 A	5	4	0	6	6	21
1:00	2	2	1	3	2	10
2:00	4	4	2	4	1	15
3:00	2	5	2	2	5	16
4:00	6	6	3	8	3	26
5:00	4	4	9	8	7	32
6:00	8	7	3	7	9	34
7:00	9	7	8	7	12	43
8:00	8	5	7	7	6	33
9:00	9	1	6	3	8	27
10:00	4	5	4	4	3	20
11:00	9	1	6	5	6	27
12:00 P	4	5	7	7	5	28
1:00	2	1	4	5	3	15
2:00	7	3	3	5	6	24
3:00	6	8	4	8	6	32
4:00	10	8	5	9	8	40
5:00	11	6	11	15	14	57
6:00	17	19	12	11	11	70
7:00	22	16	13	12	15	78
8:00	7	17	20	5	8	57
9:00	20	13	7	14	13	67
10:00	13	15	9	11	18	66
11:00	9	7	0	6	8	30
TOTAL	198	169	146	172	183	868

# MAINE HIGHWAY ANIMAL CRASHES BY TIME OF DAY 2019 - 2023



# MAINE HIGHWAY ANIMAL CRASHES BY LIGHT CONDITION 2019 - 2023

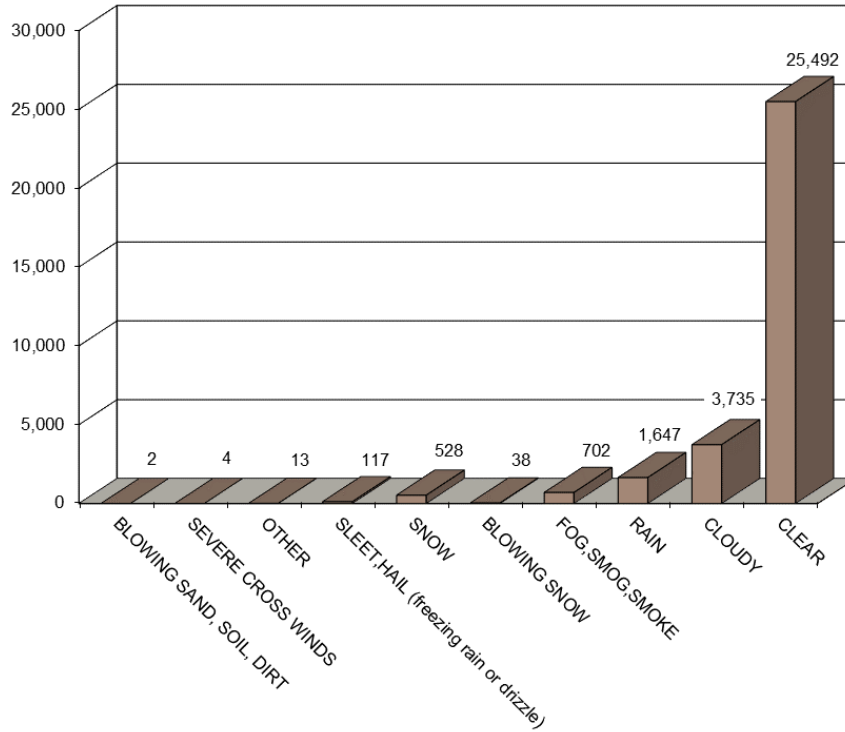


MOOSE	2019	2020	2021	2022	2023	TOTAL
Dawn	10	22	27	10	14	83
Daylight	41	37	51	27	33	189
Dusk	10	9	11	6	7	43
Dark (lighted)	5	2	7	5	6	25
Dark (not lighted)	189	188	194	170	160	901
Dark (unknown lighting)	0	2	1	0	0	3
Unknown	0	1	2	0	0	3
<b>TOTALS</b>	<b>255</b>	<b>261</b>	<b>293</b>	<b>218</b>	<b>220</b>	<b>1,247</b>
DEER	2019	2020	2021	2022	2023	TOTAL
Dawn	356	366	407	451	419	1,999
Daylight	1,528	1,457	1,583	1,841	1,767	8,176
Dusk	184	200	235	245	248	1,112
Dark (lighted)	368	313	332	407	365	1,785
Dark (not lighted)	3,020	2,980	3,416	3,726	3,396	16,538
Dark (unknown lighting)	14	29	28	29	23	123
Unknown	3	2	2	2	3	12
<b>TOTALS</b>	<b>5,473</b>	<b>5,347</b>	<b>6,003</b>	<b>6,701</b>	<b>6,221</b>	<b>29,745</b>
BEAR	2019	2020	2021	2022	2023	TOTAL
Dawn	0	0	0	0	0	0
Daylight	17	11	12	12	12	64
Dusk	1	1	0	2	1	5
Dark (lighted)	0	2	1	0	1	4
Dark (not lighted)	20	16	17	28	17	98
Dark (unknown lighting)	0	0	0	0	0	0
Unknown	0	0	0	0	0	0
<b>TOTALS</b>	<b>38</b>	<b>30</b>	<b>30</b>	<b>42</b>	<b>31</b>	<b>171</b>
ALL OTHER ANIMALS	2019	2020	2021	2022	2023	TOTAL
Dawn	7	3	2	4	9	25
Daylight	74	47	61	71	72	325
Dusk	7	3	5	5	2	22
Dark (lighted)	14	13	4	11	13	55
Dark (not lighted)	94	101	74	80	86	435
Dark (unknown lighting)	2	2	0	0	1	5
Unknown	0	0	0	1	0	1
<b>TOTALS</b>	<b>198</b>	<b>169</b>	<b>146</b>	<b>172</b>	<b>183</b>	<b>868</b>
TURKEY	2019	2020	2021	2022	2023	TOTAL
Dawn	1	4	1	1	2	9
Daylight	45	26	44	64	44	223
Dusk	3	0	3	0	0	6
Dark (lighted)	0	0	0	0	1	1
Dark (not lighted)	3	0	2	1	1	7
Dark (unknown lighting)	0	0	0	0	0	0
Unknown	0	0	1	0	0	1
<b>TOTALS</b>	<b>52</b>	<b>30</b>	<b>51</b>	<b>66</b>	<b>48</b>	<b>247</b>





# MAINE HIGHWAY ANIMAL CRASHES BY WEATHER CONDITIONS 2019 - 2023



WEATHER CONDITIONS	MOOSE	DEER	BEAR	ALL OTHER ANIMALS	TURKEY	FIVE YEAR TOTAL
BLOWING SAND, SOIL, DIRT	0	2	0	0	0	2
SEVERE CROSS WINDS	0	4	0	0	0	4
OTHER	2	10	0	1	0	13
SLEET, HAIL (freezing rain or drizzle)	3	113	0	1	0	117
SNOW	22	494	0	12	0	528
BLOWING SNOW	2	35	0	1	0	38
FOG, SMOG, SMOKE	38	644	2	15	3	702
RAIN	70	1,496	12	51	18	1,647
CLOUDY	137	3,429	23	100	46	3,735
CLEAR	973	23,518	134	687	180	25,492
<b>TOTAL</b>	<b>1,247</b>	<b>29,745</b>	<b>171</b>	<b>868</b>	<b>247</b>	<b>32,278</b>

